



# Dorema

★★★★★ STAR QUALITY

**NUMBER 1** in the UK



**Collection 2018  
Spring/Summer**

**30%  
DISCOUNT**  
on all models



*Daytona Air. See features on page 24*

**European quality  
at the very lowest prices!**



*Your holiday starts here!*

# Dorema. The best choice.

## INNOVATIVE DESIGN AND ADVANCED TECHNOLOGY

A Caravanning holiday has become the perfect way to recharge your energy, enjoying all aspects of this unique community spirit, alone, together or as a family. Whether you are an avid tourer or someone who is seasonally sited Dorema have it covered with our latest range of awnings. At Dorema our aim for more than 30 years has been to make this time as easy and stress free as possible which will further enhance the time whilst you are on holiday. Our success has been achieved through a policy of innovation along with the use of the very latest techniques and European quality materials.



We believe that from your first contact with one of our qualified Dorema dealers, along with the complete aftersales and customer service provided, purchasing a Dorema awning is the right choice for you.

Your holiday starts here!

Sincerely,

**Darren Butlin**  
Managing Director



**EUROPEAN QUALITY AT THE VERY LOWEST PRICES!**

## Dorema Help Desk



Our team of friendly experts are just a telephone call away, whether your question is technical or just that you are totally confused. Our Dorema awning experts are ready and waiting to answer all your questions.

**Dorema Help Desk: Tel. 01977-555215**

**Our help desk is open for your calls from Monday to Friday  
08.30 - 17.30**

## Contents

3	Awning category table
<b>Awnings</b>	
4	Daytona 240, XL270 & XL300
6	Multi Nova
7	Multi Nova Excellent
8	Garda 240 & 240 De Luxe
9	Garda XL270
10	Madison Acrylic
11	President XL280 De Luxe
12	President 250
13	President XL300
14	Royal 350
15	Royal 350 De Luxe
16	Octavia
17	Grande Octavia
<b>Porch awnings</b>	
18	Quattro 225, 270, 380 & 430
19	Omega De Luxe
19	Safari XL
20	Davos
20	Oslo
21	Mistral All Season & XL All Season
<b>Air awnings</b>	
22	Mistral Air All Season & Mistral Air Weathertex
23	Futura Air All Season & Contura Air All Season
24	Daytona Air
26	Magnum Air All Season
27	Magnum Air Weathertex
28	Magnum Air Force
<b>Awning carpet</b>	
29	Starlon Awning Carpet
<b>Lightweight awnings</b>	
30	Magnum 260 & 390
30	Mistral Ripstop
<b>Motorhome annexes</b>	
32	Traveller
32	Challenger
33	Traveller Air All Season, Weathertex & XL Weathertex
<b>Sun canopies</b>	
34	Panorama
35	Mondial Sun Canopy
36	Uni, Monaco, Nice & Vario
<b>Awning canopies</b>	
16	Octavia Sun Canopy
37	Palma
<b>Frames &amp; Systems</b>	
31	ALU Quick System frame
31	Fibre Tech Plus frame
31	EasyGrip
31	Quick Lock System
38	Accessories
38	Curtain designs
39	Safe Lock system
39	Quality is in the details
40	How to find out which size you need?

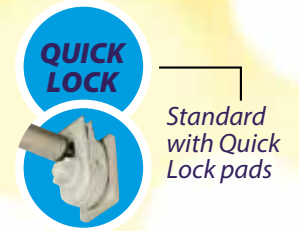
# Dorema Awning category table

**Categorises the awning according to the intended use**

This new table categorises the awning according to its intended use. At the same time, these categories are also listed next to the model within this brochure.



TYPE	WINTER	SEASONAL	TOURING	LIGHTWEIGHT
USAGE	Awning suitable for Year-round use. (9-12 months per year)	Awning suitable for constant use and longer periods	Awning suitable for Long Touring holidays and short breaks	Awning suitable for short holidays and long weekends
USAGE PERIODS	Winter: (January-December)	Seasonal: (Constant use March-October)	Touring: (up to 8 weeks per year between Mar-Sept)	Lightweight: (Short Holidays and weekends April-Sept)
	Winter	Seasonal	Touring	Lightweight



## DOREMA QUALITY-CERTIFICATE

Dorema stands for quality and service. Dorema uses the very latest technologies to ensure that our products are trouble free and that you, the customer, are able to have many happy holidays. Dorema guarantees you a full back up service from our UK distribution office. All Dorema 2018 awnings are guaranteed for two years.



All StarCamp 2018 awnings are guaranteed for 1 year.



Computerised production technology.



Part of our modern production facilities.

# Daytona 240, XL270 & XL300

## The best for less

This fantastic value for money awning is now produced in 3 depths for 2018 (240cm, 270cm & 300cm) and was voted by our dealers as the most popular touring awning in the UK. In the production of the Daytona the latest Ten Cate All Season touring quality material is used. This material is extremely strong, easy to clean, colourfast and will give super performance in all weather conditions. The new Daytona is fitted with a fly screen panel on the right hand side.



Daytona without front and side panels



Daytona with standard annex size 215 x 110 cm. Front panels can be rolled down or zipped out

### FEATURES DAYTONA 240, DAYTONA XL270 AND DAYTONA XL300

**Depth:**  
Daytona 240: 240 cm  
Daytona XL270: 270 cm (Not available in Bordeaux colour)  
Daytona XL300: 300 cm (Not available in Bordeaux colour)

**Roof material:** Ten Cate All Season coated polyester

**Wall material:** Ten Cate touring quality All Season coated polyester

**Front panel:** Both panels can be rolled down or zipped out

**Side panels:** Both panels are fitted with a door and can be zipped out

**Frame:** 25 mm EasyGrip steel frame  
2 extra roof support poles in size 10-19  
2 extra front legs in size 15-19

**Available sizes:** 725-1125 cm


**Available colours:** blue/grey, charcoal/grey and bordeaux/grey (Not available for XL270/XL300 models)

**Weight:** Size 7 approx. 30 kg

- Ventilation:**
- A ventilation opening in the ridge of the front panel that can be closed with a zipped panel
  - On the right-hand side you will find a fly screen panel
- Optional extras:**
- 28 mm EasyGrip steel frame
  - Lightweight Fibre Tech Plus EasyGrip frame
  - Lightweight aluminium EasyGrip Quick System frame
  - Annex standard
  - Annex tall with pointed roof
  - Inner tent annex
  - Veranda pole
  - Stormpoles for extra stability
  - Safe Lock System kit
- Special features:**
- Covered zips in matching material for extra protection
  - Annexes are designed to fit on either the left or right-hand side of the awning
  - Fitted with Quick Lock profile
  - Fitted with Safe Lock System
  - Fitted with beading for Palma awning canopy



Daytona with tall annex with pointed roof, 215x130 cm



3237



3225

Curtain Pattern design



3241

**BESTSELLER 2017**



**SUPER  
VALUE**

**FROM  
519.-**

**30%  
DISCOUNT**

SIZE	A-MEASUREMENT	DAYTONA 240		DAYTONA XL270 (Not available in Bordeaux colour)		DAYTONA XL300 (Not available in Bordeaux colour)	
		LIST PRICE	DISCOUNT PRICE	LIST PRICE	DISCOUNT PRICE	LIST PRICE	DISCOUNT PRICE
4	725 - 750	<del>741</del>	<b>519</b>	<del>841</del>	<b>589</b>	<del>956</del>	<b>669</b>
5	750 - 775	<del>784</del>	<b>549</b>	<del>877</del>	<b>614</b>	<del>977</del>	<b>684</b>
6	775 - 800	<del>831</del>	<b>582</b>	<del>923</del>	<b>646</b>	<del>1019</del>	<b>713</b>
7	800 - 825	<del>864</del>	<b>605</b>	<del>967</del>	<b>677</b>	<del>1059</del>	<b>741</b>
8	825 - 850	<del>899</del>	<b>629</b>	<del>1006</del>	<b>704</b>	<del>1104</del>	<b>773</b>
9	850 - 875	<del>930</del>	<b>651</b>	<del>1029</del>	<b>720</b>	<del>1119</del>	<b>783</b>
10	875 - 900	<del>979</del>	<b>685</b>	<del>1084</del>	<b>759</b>	<del>1164</del>	<b>815</b>
11	900 - 925	<del>1010</del>	<b>707</b>	<del>1106</del>	<b>774</b>	<del>1210</del>	<b>847</b>
12	925 - 950	<del>1041</del>	<b>729</b>	<del>1129</del>	<b>790</b>	<del>1226</del>	<b>858</b>
13	950 - 975	<del>1066</del>	<b>746</b>	<del>1150</del>	<b>805</b>	<del>1240</del>	<b>868</b>
14	975 - 1000	<del>1090</del>	<b>763</b>	<del>1203</del>	<b>842</b>	<del>1301</del>	<b>911</b>
15	1000 - 1025	<del>1139</del>	<b>797</b>	<del>1256</del>	<b>879</b>	<del>1354</del>	<b>948</b>
16	1025 - 1050	<del>1170</del>	<b>819</b>	<del>1279</del>	<b>895</b>	<del>1374</del>	<b>962</b>
17	1050 - 1075	<del>1203</del>	<b>842</b>	<del>1299</del>	<b>909</b>	<del>1407</del>	<b>985</b>
18	1075 - 1100	<del>1241</del>	<b>869</b>	<del>1326</del>	<b>928</b>	<del>1431</del>	<b>1002</b>
19	1100 - 1125	<del>1266</del>	<b>886</b>	<del>1347</del>	<b>943</b>	<del>1453</del>	<b>1017</b>
Annex standard		<del>317</del>	<b>222</b>	<del>317</del>	<b>222</b>	<del>317</del>	<b>222</b>
Annex tall with pointed roof		<del>393</del>	<b>275</b>	<del>393</del>	<b>275</b>	<del>393</del>	<b>275</b>
Easy Grip Upgrade (annex only)		<del>36</del>	<b>25</b>	<del>36</del>	<b>25</b>	<del>36</del>	<b>25</b>
<b>EXTRA COST EasyGrip 28 mm steel, ALU- or Fibre Tech Plus frame:</b>							
28 mm EasyGrip steel frame 4-14		<del>54</del>	<b>38</b>	<del>54</del>	<b>38</b>	<del>54</del>	<b>38</b>
28 mm EasyGrip steel frame 15-19		<del>71</del>	<b>50</b>	<del>71</del>	<b>50</b>	<del>71</del>	<b>50</b>
ALU EasyGrip frame 4-9		<del>51</del>	<b>36</b>	<del>51</del>	<b>36</b>	<del>51</del>	<b>36</b>
ALU EasyGrip frame 10-14		<del>59</del>	<b>41</b>	<del>59</del>	<b>41</b>	<del>59</del>	<b>41</b>
ALU EasyGrip frame 15-19		<del>86</del>	<b>60</b>	<del>86</del>	<b>60</b>	<del>86</del>	<b>60</b>
Fibre Tech Plus EasyGrip frame 4-9		<del>126</del>	<b>88</b>	<del>126</del>	<b>88</b>	<del>126</del>	<b>88</b>
Fibre Tech Plus EasyGrip frame 10-14		<del>189</del>	<b>132</b>	<del>189</del>	<b>132</b>	<del>189</del>	<b>132</b>
Fibre Tech Plus EasyGrip frame 15-19		<del>229</del>	<b>160</b>	<del>229</del>	<b>160</b>	<del>229</del>	<b>160</b>
ALU frame for annex (tall annex only)		<del>49</del>	<b>34</b>	<del>49</del>	<b>34</b>	<del>49</del>	<b>34</b>



# Multi Nova

*Creative-camping in the broadest sense*



**FROM**  
**669.-**

The Multi Nova is the very latest range and design from Dorema which is a combination of a Sun Canopy and Awning. This new range will comprise of two multifunctional models using the very latest high quality TenCate materials. All panels are removable on both models and can be used freely to suit all weather conditions and individual requirements. As standard the Multi Nova will be fitted with removable front and side panels and has a fitted door and fly screen. The Multi Nova Excellent has the added features of fly screens fitted to both side panels and also has a fitted door built into each front panel to suit all caravans. These stunning new Sun Canopies/Awnings are also supplied as standard with the unique, Aluminium EasyGrip quick system frame and is also available with optional cost upgrade to the outstanding Fibre Tech Plus frame. You can choose between two colour combinations: blue/grey and charcoal/grey.



## OPTIONAL: FIBRE TECH PLUS FRAME

### HIGH TECH CONSTRUCTION

- Ultra light
- New Easy clamp system
- Long life
- Very stable
- Easy to erect

**New**

See page 31

## FEATURES MULTI NOVA AND MULTI NOVA EXCELLENT

- Depth:** 240 cm
- Roof material:** Ten Cate All Season coated polyester
- Wall material:** Ten Cate All Season coated polyester
- Front panel:** Both panels can be rolled down or zipped out
- Side panels:** Both panels can be zipped out
- Frame:** 28 mm EasyGrip aluminium frame, 2 extra roof support poles in size 10-19, 2 extra front legs in size 15-19

- Available sizes:** 775 -1125 cm
- Available colours:** blue/grey and charcoal/grey
- Weight:** Size 7 approx. 19.5 kg
- Ventilation:**

**Multi Nova:**  
• On the left-hand side of the front panel you will find a fly screen panel

**Multi Nova Excellent:**  
• On both side panels you will find a fly screen panel

- Optional extras:**
  - Lightweight Fibre Tech Plus frame
  - Palma awning canopy
  - Veranda pole
  - Stormpoles for extra stability
  - Safe Lock System kit

- Special features:**
  - Covered zips in matching material for extra protection
  - Fitted with Quick Lock profile
  - Fitted with Safe Lock System
  - Fitted with beading for Palma awning canopy



Multi Nova without front panel



Multi Nova without front- and side panels

**FROM**  
**719.-**



# Multi Nova Excellent

Unique model from the Dorema Design team

MULTI NOVA AND  
MULTI NOVA EXCELLENT  
**STANDARD WITH  
ALUMINIUM EASYGRIP  
QUICK SYSTEM FRAME**  
*See page 31*



Multi Nova Excellent with veranda



**QUICK LOCK**  
Standard with Quick Lock pads



**EASY GRIP**  
Standard with EasyGrip



**SAFE LOCK**  
Optional Safe Lock System Kit



Touring



Multi Nova Excellent without front panel



Multi Nova Excellent without front- and side panels

SIZE	A-MEASUREMENT	MULTI NOVA		MULTI NOVA EXCELLENT	
		LIST PRICE	DISCOUNT PRICE	LIST PRICE	DISCOUNT PRICE
6	775 - 800	<del>956</del>	<b>669</b>	<del>1027</del>	<b>719</b>
7	800 - 825	<del>1026</del>	<b>718</b>	<del>1074</del>	<b>752</b>
8	825 - 850	<del>1074</del>	<b>752</b>	<del>1131</del>	<b>792</b>
9	850 - 875	<del>1106</del>	<b>774</b>	<del>1164</del>	<b>815</b>
10	875 - 900	<del>1170</del>	<b>819</b>	<del>1234</del>	<b>864</b>
11	900 - 925	<del>1203</del>	<b>842</b>	<del>1266</del>	<b>886</b>
12	925 - 950	<del>1234</del>	<b>864</b>	<del>1299</del>	<b>909</b>
13	950 - 975	<del>1266</del>	<b>886</b>	<del>1331</del>	<b>932</b>
14	975 - 1000	<del>1299</del>	<b>909</b>	<del>1363</del>	<b>954</b>
15	1000 - 1025	<del>1363</del>	<b>954</b>	<del>1427</del>	<b>999</b>
16	1025 - 1050	<del>1394</del>	<b>976</b>	<del>1460</del>	<b>1022</b>
17	1050 - 1075	<del>1427</del>	<b>999</b>	<del>1491</del>	<b>1044</b>
18	1075 - 1100	<del>1460</del>	<b>1022</b>	<del>1523</del>	<b>1066</b>
19	1100 - 1125	<del>1491</del>	<b>1044</b>	<del>1556</del>	<b>1089</b>
<b>EXTRA COST Fibre Tech Plus frame:</b>					
	Fibre Tech Plus frame 6 - 9	<del>106</del>	<b>74</b>	<del>106</del>	<b>74</b>
	Fibre Tech Plus frame 10 - 14	<del>154</del>	<b>108</b>	<del>154</del>	<b>108</b>
	Fibre Tech Plus frame 15 - 19	<del>191</del>	<b>134</b>	<del>191</del>	<b>134</b>

# Garda 240 & Garda 240 De Luxe

**Elegant and practical in design**

The Garda 240, Garda 240 De Luxe and Garda XL270 are the three models that make up this exciting range of awnings produced by Dorema. The complete range will be enhanced by the cost option of adding canopy poles for those who wish to seasonally site their awnings. There also are two annex designs for the full range which is produced with the latest TenCate materials. Check out the amazing quality and specification of this new and improved Dorema awning range.

**FROM**  
**689.-**



**IDEAL FOR SEASONAL SITES**



*Garda 240 De Luxe with window blinds closed*



*Annex Tall with pointed roof size 215 x 130 cm*

## FEATURES GARDA 240, GARDA 240 DE LUXE AND GARDA XL270

**Depth:**  
Garda 240: 240 cm  
Garda 240 De Luxe: 240 cm  
Garda XL 270: 270 cm  
**Roof material:** Ten Cate All Season coated polyester  
**Wall material:** Ten Cate All Season heavy quality coated polyester  
**Front panel:** Both panels can be rolled down or zipped out  
**Side panels:** Both panels are fitted with a door and can be zipped out

**Frame:** 25 mm EasyGrip steel frame, 2 extra roof support poles in size 10-19, 2 extra front legs in size 15-19  
**Available sizes:** 750-1125 cm  
**Available colours:** blue/grey and charcoal/grey  
**Weight:** Size 10 approx. 34 kg  
**Ventilation:**  
• A ventilation opening in the ridge of the front panel that can be closed with a zipped panel  
• On both side panels you will find a fly screen panel

**Optional extras:**  
• 28 mm EasyGrip steel frame  
• Lightweight Fibre Tech Plus EasyGrip frame  
• Lightweight aluminium EasyGrip Quick System frame, not recommended for seasonal site use  
• Palma awning canopy  
• Annex tall with pointed roof  
• Annex tall De Luxe with pointed roof  
• Inner tent annex  
• Veranda pole  
• Canopy poles (Recommended if Seasonally sited)  
• Stormpoles for extra stability  
• Safe Lock System kit

**Special features:**  
• Annex fitted with a double zip system, this enables you to replace the side panel  
• Covered zips in matching material for extra protection  
• Annexes are designed to fit on either the left or right-hand side of the awning  
• Fitted with Quick Lock profile  
• Fitted with Safe Lock System  
• Fitted with beading for Palma awning canopy



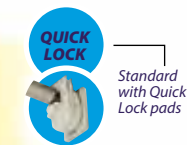
# Garda XL270

FROM  
**759.-**



**Garda XL270**

Annex De Luxe  
(with rear door)  
Size 215 x 130 cm



SIZE	A-MEASUREMENT	GARDA 240		GARDA 240 DE LUXE		GARDA XL270	
		LIST PRICE	DISCOUNT PRICE	LIST PRICE	DISCOUNT PRICE	LIST PRICE	DISCOUNT PRICE
5	750 - 775	<del>984</del>	<b>689</b>	<del>1113</del>	<b>779</b>	<del>1084</del>	<b>759</b>
6	775 - 800	<del>1041</del>	<b>729</b>	<del>1177</del>	<b>824</b>	<del>1139</del>	<b>797</b>
7	800 - 825	<del>1074</del>	<b>752</b>	<del>1209</del>	<b>846</b>	<del>1186</del>	<b>830</b>
8	825 - 850	<del>1106</del>	<b>774</b>	<del>1241</del>	<b>869</b>	<del>1219</del>	<b>853</b>
9	850 - 875	<del>1130</del>	<b>791</b>	<del>1283</del>	<b>898</b>	<del>1241</del>	<b>869</b>
10	875 - 900	<del>1194</del>	<b>836</b>	<del>1340</del>	<b>938</b>	<del>1299</del>	<b>909</b>
11	900 - 925	<del>1234</del>	<b>864</b>	<del>1381</del>	<b>967</b>	<del>1321</del>	<b>925</b>
12	925 - 950	<del>1259</del>	<b>881</b>	<del>1413</del>	<b>989</b>	<del>1356</del>	<b>949</b>
13	950 - 975	<del>1290</del>	<b>903</b>	<del>1464</del>	<b>1025</b>	<del>1403</del>	<b>982</b>
14	975 - 1000	<del>1346</del>	<b>942</b>	<del>1536</del>	<b>1075</b>	<del>1460</del>	<b>1022</b>
15	1000 - 1025	<del>1411</del>	<b>988</b>	<del>1569</del>	<b>1098</b>	<del>1491</del>	<b>1044</b>
16	1025 - 1050	<del>1443</del>	<b>1010</b>	<del>1600</del>	<b>1120</b>	<del>1523</del>	<b>1066</b>
17	1050 - 1075	<del>1474</del>	<b>1032</b>	<del>1634</del>	<b>1144</b>	<del>1556</del>	<b>1089</b>
18	1075 - 1100	<del>1507</del>	<b>1055</b>	<del>1667</del>	<b>1167</b>	<del>1587</del>	<b>1111</b>
19	1100 - 1125	<del>1540</del>	<b>1078</b>	<del>1699</del>	<b>1189</b>	<del>1620</del>	<b>1134</b>
Annex tall with pointed roof		<del>484</del>	<b>339</b>	<del>484</del>	<b>339</b>	<del>484</del>	<b>339</b>
Annex De Luxe tall with pointed roof		<del>513</del>	<b>359</b>	<del>513</del>	<b>359</b>	<del>513</del>	<b>359</b>
Easy Grip Upgrade (annex only)		<del>36</del>	<b>25</b>	<del>36</del>	<b>25</b>	<del>36</del>	<b>25</b>
<b>EXTRA COST 28 mm EasyGrip steel-, ALU- or Fibre Tech Plus frame:</b>							
28 mm EasyGrip steel frame 5-14		<del>54</del>	<b>38</b>	<del>54</del>	<b>38</b>	<del>54</del>	<b>38</b>
28 mm EasyGrip steel frame 15-19		<del>71</del>	<b>50</b>	<del>71</del>	<b>50</b>	<del>71</del>	<b>50</b>
ALU EasyGrip frame 5-9		<del>51</del>	<b>36</b>	<del>51</del>	<b>36</b>	<del>51</del>	<b>36</b>
ALU EasyGrip frame 10-14		<del>59</del>	<b>41</b>	<del>59</del>	<b>41</b>	<del>59</del>	<b>41</b>
ALU EasyGrip frame 15-19		<del>86</del>	<b>60</b>	<del>86</del>	<b>60</b>	<del>86</del>	<b>60</b>
Fibre Tech Plus EasyGrip frame 5-9		<del>126</del>	<b>88</b>	<del>126</del>	<b>88</b>	<del>126</del>	<b>88</b>
Fibre Tech Plus EasyGrip frame 10-14		<del>189</del>	<b>132</b>	<del>189</del>	<b>132</b>	<del>189</del>	<b>132</b>
Fibre Tech Plus EasyGrip frame 15-19		<del>229</del>	<b>160</b>	<del>229</del>	<b>160</b>	<del>229</del>	<b>160</b>
ALU frame for annex (tall annex only)		<del>49</del>	<b>34</b>	<del>49</del>	<b>34</b>	<del>49</del>	<b>34</b>

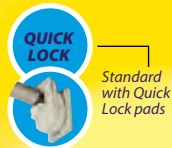
- \* **EXTREMELY STRONG**
- \* **EASY TO CLEAN**
- \* **COLOURFAST**
- \* **LONGLIFE**
- \* **EXTREMELY WATERPROOF**
- \* **IDEAL FOR ENTHUSIASTIC CAMPERS**

# Madison Acrylic

FROM  
**949.-**

## Classical design with modern features

This updated and modern version of our timeless classic Madison model now offers you every holiday comfort with the traditional acrylic look and feel. With the new Madison, Dorema have succeeded in producing an awning that is both elegant and functional. Great care and detail has been paid in, incorporating the very latest materials, designs and features, making this new model the number one awning for this season.



Madison Acrylic with tall annex with pointed roof, 215x130 cm

### FEATURES MADISON ACRYLIC

**Depth:** 240 cm

**Roof material:** Ten Cate All Season coated polyester

**Wall material:** 300 g/m<sup>2</sup> acrylic

**Front panel:** Both panels can be rolled down or zipped out

**Side panels:** Both panels are fitted with a door and can be zipped out

**Frame:** 25 mm EasyGrip steel frame  
2 extra roof support poles in 10-18  
2 extra legs in size 15-18

**Available sizes:** 875-1100 cm

**Available colour:** charcoal/grey

**Weight:** Size 10 approx. 38 kg

#### Ventilation:

- A ventilation opening in the ridge of the front panel that can be closed with a zipped panel
- On both side panels you will find a fly screen panel

#### Optional extras:

- 28 mm EasyGrip steel frame
- Lightweight Fibre Tech Plus EasyGrip frame
- Lightweight aluminium EasyGrip Quick System frame
- Annex tall with pointed roof
- Inner tent annex
- Veranda pole
- Stormpoles for extra stability
- Safe Lock System kit

#### Special features:

- Covered zips in matching material for extra protection
- Annexes are designed to fit on either the left or right-hand side of the awning
- Fitted with Quick Lock profile
- Fitted with Safe Lock System
- Extra deep short canopy
- Fitted with beading for Palma awning canopy



MADISON ACRYLIC			
SIZE	A-MEASUREMENT	LIST PRICE	DISCOUNT PRICE
10	875 - 900	<del>1356</del>	<b>949</b>
11	900 - 925	<del>1399</del>	<b>979</b>
12	925 - 950	<del>1430</del>	<b>1001</b>
13	950 - 975	<del>1483</del>	<b>1038</b>
14	975 - 1000	<del>1543</del>	<b>1080</b>
15	1000 - 1025	<del>1596</del>	<b>1117</b>
16	1025 - 1050	<del>1629</del>	<b>1140</b>
17	1050 - 1075	<del>1664</del>	<b>1165</b>
18	1075 - 1100	<del>1724</del>	<b>1207</b>
Annex tall with pointed roof		<del>499</del>	<b>349</b>
Easy Grip Upgrade (Annex Only)			<b>25</b>
<b>EXTRA COST 28 mm EasyGrip steel-, ALU- or Fibre Tech Plus frame:</b>			
28 mm EasyGrip steel frame 10-14		<del>84</del>	<b>59</b>
28 mm EasyGrip steel frame 15-18		<del>111</del>	<b>78</b>
ALU EasyGrip frame 10-14		<del>93</del>	<b>65</b>
ALU EasyGrip frame 15-18		<del>134</del>	<b>94</b>
Fibre Tech Plus EasyGrip frame 10-14		<del>226</del>	<b>158</b>
Fibre Tech Plus EasyGrip frame 15-18		<del>274</del>	<b>192</b>
ALU frame for annex		<del>49</del>	<b>34</b>

# President XL280 De Luxe



Now available to size 22

**The perfect choice for today's most extreme campers**

Whether you require a top quality touring awning or a perfect seasonally sited awning, the new President XL280 De Luxe is actually both. The Ten Cate All Season Design canvas is equipped with an extra coating to help reduce adhesion of dirt to the canvas which can enhance the longevity of the awning. The President XL280 De Luxe is equipped as standard with window blinds for extra privacy as well as double anchor hook fittings to allow the mud flap to be placed either inside or outside.

**FROM**

**1059.-**

**NEW! DormaTex**  
Exclusive Design Fabric *See page 12*



Annex De Luxe (with rear door)

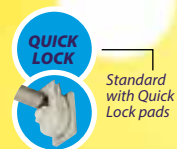
President XL280 De Luxe with window blinds closed



## FEATURES PRESIDENT XL280 DE LUXE

- Depth:** 280 cm
- Roof material:** Ten Cate All Season coated polyester
- Wall material:** Ten Cate All Season heavy quality coated polyester
- Front panel:** Both panels can be rolled down or zipped out
- Side panels:** Both panels are fitted with a door, can be rolled down and can be zipped out
- Frame:** 25 mm EasyGrip steel frame, 2 extra roof support poles in size 10 – 22, 2 extra front legs in size 15 – 22
- Available sizes:** 775 – 1200 cm
- Available colour:** charcoal/grey
- Weight:** Size 7 approx. 35 kg
- Ventilation:**
  - A ventilation opening in the ridge of the front panel that can be closed with a zipped panel
  - On both side panels you will find a fly screen panel

- Optional extras:**
  - 28 mm EasyGrip steel frame
  - Lightweight Fibre Tech Plus EasyGrip frame
  - Lightweight aluminium EasyGrip Quick System frame, not recommended for seasonal site use
  - Palma awning canopy
  - Annex tall with pointed roof
  - Annex De Luxe (with rear door)
  - Inner tent annex De Luxe
  - Veranda pole
  - Stormpoles for extra stability
  - Safe Lock System kit
  - Mesh side panel
- Special features:**
  - Fitted with window blinds
  - Fitted with double anchor hooks to have the mud flaps either inside or outside
  - Annex fitted with a double zip system, to replace the side panel
  - Covered zips in matching material for extra protection
  - Annexes are designed to fit on either the left or right-hand side of the awning
  - Fitted with Quick Lock profile
  - Fitted with Safe Lock System
  - Fitted with beading for Palma awning canopy



		PRESIDENT XL280 DE LUXE	
SIZE	MEASUREMENT	LIST PRICE	DISCOUNT PRICE
6	775 - 800	<del>1513</del>	<b>1059</b>
7	800 - 825	<del>1573</del>	<b>1101</b>
8	825 - 850	<del>1634</del>	<b>1144</b>
9	850 - 875	<del>1716</del>	<b>1201</b>
10	875 - 900	<del>1797</del>	<b>1258</b>
11	900 - 925	<del>1846</del>	<b>1292</b>
12	925 - 950	<del>1879</del>	<b>1315</b>
13	950 - 975	<del>1927</del>	<b>1349</b>
14	975 - 1000	<del>2001</del>	<b>1401</b>
15	1000 - 1025	<del>2076</del>	<b>1453</b>
16	1025 - 1050	<del>2124</del>	<b>1487</b>
17	1050 - 1075	<del>2173</del>	<b>1521</b>
18	1075 - 1100	<del>2223</del>	<b>1556</b>
19	1100 - 1125	<del>2271</del>	<b>1590</b>
20	1125 - 1150	<del>2314</del>	<b>1620</b>
21	1150 - 1175	<del>2361</del>	<b>1653</b>
22	1175 - 1200	<del>2406</del>	<b>1684</b>
Annex tall with pointed roof		<del>527</del>	<b>369</b>
Annex De Luxe (with rear door)		<del>570</del>	<b>399</b>
Mesh side panel		<del>196</del>	<b>137</b>
Easy Grip Upgrade (annex only)		<del>36</del>	<b>25</b>
<b>EXTRA COST 28 mm EasyGrip steel-, ALU- or Fibre Tech Plus frame:</b>			
28 mm EasyGrip steel frame 6-14		<del>84</del>	<b>59</b>
28 mm EasyGrip steel frame 15-22		<del>111</del>	<b>78</b>
ALU EasyGrip frame 6-9		<del>80</del>	<b>56</b>
ALU EasyGrip frame 10-14		<del>93</del>	<b>65</b>
ALU EasyGrip frame 15-22		<del>134</del>	<b>94</b>
Fibre Tech Plus EasyGrip frame 6-9		<del>141</del>	<b>99</b>
Fibre Tech Plus EasyGrip frame 10-14		<del>226</del>	<b>158</b>
Fibre Tech Plus EasyGrip frame 15-22		<del>274</del>	<b>192</b>
ALU frame for annex (tall annex only)		<del>49</del>	<b>34</b>

# President 250

## Perfection is reflected in the detail

The President 250 contains the absolute best of everything we know about producing a quality awning. For campers who demand top level quality and performance the President 250 won't disappoint. The roof is produced from the top quality Ten Cate All Season material with a beautiful modern print on the inside. The walls are made from the brand new Ten Cate All Season designer material, exclusively designed for Dorema. The President 250 is the ultimate quality awning for touring or seasonal site use.

FROM  
**939.-**

Now available to size 22



### FEATURES PRESIDENT 250 & XL300

**Depth:** 250 cm or 300 cm

**Roof material:** Ten Cate coated polyester, printed on the inside with a beautiful design

**Wall material:** Ten Cate All Season designer awning fabric, heavy quality coated polyester

**Front panel:** Both panels can be rolled down or zipped out

**Side panels:** Both panels are fitted with a door and can be rolled down or zipped out

**Frame:** 25 mm EasyGrip steel frame, 2 extra roof support poles in size 10 – 22, 2 extra front legs in size 15 – 22

**Available sizes:** 775 – 1200 cm

**Available colour:** Charcoal/grey

**Weight:** President 250: Size 10 approx. 36 kg  
President XL300: Size 10 approx. 39 kg

**Ventilation:**


- A ventilation opening in the ridge of the front panel that can be closed with a zipped panel
- On the right-hand side you will find a fly screen panel

**Optional extras:**

- 28 mm EasyGrip steel frame
- Lightweight Fibre Tech Plus EasyGrip frame
- Lightweight aluminium EasyGrip Quick System frame, not recommended for permanent site use
- Annex De Luxe tall with pointed roof
- Inner tent annex
- Veranda pole
- Stormpoles for extra stability
- Safe Lock System kit
- Mesh side panel

**Special features:**

- Annex fitted with a double zip system, this enables you to replace the side panel (not possible if you use an annex innertent)
- Covered zips in matching material for extra protection
- Annex is designed to fit on either the left or right-hand side of the awning
- Fitted with Quick Lock profile
- Fitted with Safe Lock System
- Fitted with beading for Palma awning canopy



DormaTex grey

DormaTex charcoal

## NEW! DormaTex

**Ten Cate All Season Design awning fabric**  
**Exclusively designed for Dorema Awnings**

Dorema introduces the new DormaTex material in the new President 250, XL280 De Luxe & XL300 model. DormaTex is coated polyester with a unique structure, which has been exclusively designed by Ten Cate for Dorema Awnings. This extremely strong awning fabric is long lasting and easy to clean.



← Roof material printed on the inside with a beautiful design.

**TENCATE**  
materials that make a difference

**IDEAL FOR  
SEASONAL SITES**

**Now  
available  
to size 22**

# President XL300

**The dream of all serious campers**

The President XL300 is the ultimate quality awning for campers who require the luxury of a deep awning. The roof is produced from the best quality Ten Cate All Season material with a beautiful modern print on the inside. Notice the extra side window on the President XL300, this makes the awning feel extra spacious. The walls are made from the brand new Ten Cate All Season designer material exclusively developed for Dorema. The President XL300 is the ultimate quality awning for touring or seasonal site use.

**FROM  
1039.-**



**Mesh panel  
Optional**



Annex tall with pointed roof size 215 x 130 cm

SIZE	A-MEASUREMENT	PRESIDENT 250		PRESIDENT XL300	
		LIST PRICE	DISCOUNT PRICE	LIST PRICE	DISCOUNT PRICE
6	775 - 800	<del>1341</del>	<b>939</b>	<del>1484</del>	<b>1039</b>
7	800 - 825	<del>1384</del>	<b>969</b>	<del>1513</del>	<b>1059</b>
8	825 - 850	<del>1421</del>	<b>995</b>	<del>1550</del>	<b>1085</b>
9	850 - 875	<del>1453</del>	<b>1017</b>	<del>1604</del>	<b>1123</b>
10	875 - 900	<del>1536</del>	<b>1075</b>	<del>1683</del>	<b>1178</b>
11	900 - 925	<del>1569</del>	<b>1098</b>	<del>1740</del>	<b>1218</b>
12	925 - 950	<del>1600</del>	<b>1120</b>	<del>1773</del>	<b>1241</b>
13	950 - 975	<del>1667</del>	<b>1167</b>	<del>1839</del>	<b>1287</b>
14	975 - 1000	<del>1733</del>	<b>1213</b>	<del>1903</del>	<b>1332</b>
15	1000 - 1025	<del>1781</del>	<b>1247</b>	<del>1937</del>	<b>1356</b>
16	1025 - 1050	<del>1814</del>	<b>1270</b>	<del>1969</del>	<b>1378</b>
17	1050 - 1075	<del>1846</del>	<b>1292</b>	<del>2019</del>	<b>1413</b>
18	1075 - 1100	<del>1879</del>	<b>1315</b>	<del>2067</del>	<b>1447</b>
19	1100 - 1125	<del>1927</del>	<b>1349</b>	<del>2100</del>	<b>1470</b>
20	1125 - 1150	<del>1961</del>	<b>1373</b>	<del>2141</del>	<b>1499</b>
21	1150 - 1175	<del>1994</del>	<b>1396</b>	<del>2190</del>	<b>1533</b>
22	1175 - 1200	<del>2043</del>	<b>1430</b>	<del>2223</del>	<b>1556</b>
Annex tall with pointed roof		<del>527</del>	<b>369</b>	<del>527</del>	<b>369</b>
Annex De Luxe (with rear door)		<del>570</del>	<b>399</b>	<del>570</del>	<b>399</b>
Mesh side panel		<del>196</del>	<b>137</b>	<del>196</del>	<b>137</b>
Easy Grip Upgrade (annex only)		<del>36</del>	<b>25</b>	<del>36</del>	<b>25</b>
<b>EXTRA COST 28 mm EasyGrip steel- ALU- or Fibre Tech Plus frame:</b>					
28 mm EasyGrip steel frame 6-14		<del>84</del>	<b>59</b>	<del>84</del>	<b>59</b>
28 mm EasyGrip steel frame 15-22		<del>111</del>	<b>78</b>	<del>111</del>	<b>78</b>
ALU EasyGrip frame 6-9		<del>80</del>	<b>56</b>	<del>80</del>	<b>56</b>
ALU EasyGrip frame 10-14		<del>93</del>	<b>65</b>	<del>93</del>	<b>65</b>
ALU EasyGrip frame 15-22		<del>134</del>	<b>94</b>	<del>134</del>	<b>94</b>
Fibre Tech Plus EasyGrip frame 6-9		<del>141</del>	<b>99</b>	<del>141</del>	<b>99</b>
Fibre Tech Plus EasyGrip frame 10-14		<del>226</del>	<b>158</b>	<del>226</del>	<b>158</b>
Fibre Tech Plus EasyGrip frame 15-22		<del>274</del>	<b>192</b>	<del>274</del>	<b>192</b>
ALU frame for annex (tall annex only)		<del>49</del>	<b>34</b>	<del>49</del>	<b>34</b>

**30%  
DISCOUNT**

**TENCATE**  
materials that make a difference



**Separate partition wall**  
(Optional Extra)

**Now available in DormaTex**

# Royal 350

**Luxurious awning with lots of options**

Seasonally sited campers demand the very highest quality materials for comfortable and relaxing holidays. The Royal 350 is produced in the very latest heavy quality Ten Cate All Season DormaTex material, the ultimate material for seasonal site use. By changing the position of the front panel you can obtain a depth of 240 cm plus a large porch area of 110 cm. By fitting the optional partition wall various practical layouts are available.



Annex De Luxe (with rear door)



Royal 350 with front panels on a depth of 350 cm. and the door situated on the left-hand side

**IDEAL FOR SEASONAL SITES**

**NEW SPECIFICATION**

**FROM 1269.-**



## FEATURES ROYAL 350 & ROYAL 350 DE LUXE

- Depth:** 350 cm or 240 cm plus 110 cm canopy
- Roof material:** Ten Cate coated polyester
- Wall material:** Ten Cate All Season heavy quality coated polyester
- Front panel:** Both panels can be rolled down or zipped out
- Side panels:** Both 240 cm panels are fitted with a door and can be rolled down and zipped out
- Frame:** 25 mm EasyGrip steel frame, 2 extra roof support poles in size 10-22, 2 extra front legs in size 13-22
- Available sizes:**  
Royal 350: 825-1200 cm  
Royal 350 De Luxe: 825-1200 cm
- Available colour:** charcoal/grey
- Weight:** Size 10 approx. 55,5 kg
- Ventilation:**
  - A ventilation opening in the ridge of the front panel that can be closed with a zipped panel
  - On the left-hand side you will find a fly screen panel
- Optional extras:**
  - 28 mm EasyGrip steel frame
  - Annex tall
  - Annex De Luxe (with rear door)
  - Inner tent annex
  - Mesh side panel
  - Palma awning canopy
  - Partition wall to be used between the two front panels
  - Extra front panel for a portal solution
  - Veranda pole
  - Stormpoles for extra stability
  - Safe Lock System kit

- Special features:**
- Royal 350 De Luxe is fitted with window blinds
  - Royal 350 De Luxe is fitted with a double mud flap
  - The position of the door can be changed by switching the front panels
  - The front panel can be zipped half way down to produce a Veranda (Veranda pole optional)
  - Side panel zips are covered in matching material for extra protection
  - When using the optional annex, the side panel of the awning remains in place as a divider between the annex and the awning
  - Annexes are designed to fit on either the left or right-hand side of the awning
  - Fitted with Quick Lock profile
  - Fitted with Safe Lock System
  - Fitted with beading for Palma awning canopy
  - Annex fitted with a double zip system, this enables you to replace the side panel (not possible if you use an annex inner tent)

**30% DISCOUNT**

# Royal 350 De Luxe

FROM  
**1459.-**

## Total luxury for seasonal site use

Standard with window blinds, double mud flaps and double Safe Lock System. This very latest addition to the Royal 350 awning range incorporates many of the special features our existing customers have requested. All Royal 350 De Luxe awnings are now fitted with window blinds for extra security and complete privacy. This very desirable feature is the very latest must have feature for seasonally sited awnings. To increase the stability of the awning, extra safe lock clips are fitted enabling the fitting of a total of four Safe Lock storm straps. Notice the fitting of a double mud flap, yet another great idea fitted as a standard feature on this superb new model.



Royal 350 De Luxe with window blinds closed

**Separate partition wall**  
(Optional Extra)

**QUICK LOCK**



Standard with Quick Lock pads

**SAFE LOCK**



Optional Safe Lock System Kit

**EASY GRIP**



Standard with EasyGrip




Seasonal

### Extra front panel Royal 350

At the special request of our clients we now offer an additional half front panel\* with door for a portal solution.

\* without window blinds



DormaTex grey

DormaTex charcoal

## NEW! DormaTex Ten Cate All Season Design awning fabric Exclusively designed for Dorema Awnings

Dorema introduces the new DormaTex material in the new Royal 350 & Royal 350 De Luxe model. DormaTex is coated polyester with a unique structure, which has been exclusively designed by Ten Cate for Dorema Awnings. This extremely strong awning fabric is long lasting and easy to clean.



**Roof material printed on the inside with a beautiful design.**



SIZE	A-MEASUREMENT	ROYAL 350		ROYAL 350 DE LUXE		EXTRA HALF FRONT PANEL
		LIST PRICE	DISCOUNT PRICE	LIST PRICE	DISCOUNT PRICE	DISCOUNT PRICE
8	825 - 850	<del>1813</del>	<b>1269</b>	<del>2084</del>	<b>1459</b>	<b>223</b>
9	850 - 875	<del>1924</del>	<b>1347</b>	<del>2179</del>	<b>1525</b>	<b>228</b>
10	875 - 900	<del>2024</del>	<b>1417</b>	<del>2289</del>	<b>1602</b>	<b>233</b>
11	900 - 925	<del>2097</del>	<b>1468</b>	<del>2361</del>	<b>1653</b>	<b>241</b>
12	925 - 950	<del>2151</del>	<b>1506</b>	<del>2424</del>	<b>1697</b>	<b>247</b>
13	950 - 975	<del>2243</del>	<b>1570</b>	<del>2514</del>	<b>1760</b>	<b>253</b>
14	975 - 1000	<del>2290</del>	<b>1603</b>	<del>2570</del>	<b>1799</b>	<b>261</b>
15	1000 - 1025	<del>2343</del>	<b>1640</b>	<del>2679</del>	<b>1875</b>	<b>269</b>
16	1025 - 1050	<del>2389</del>	<b>1672</b>	<del>2733</del>	<b>1913</b>	<b>279</b>
17	1050 - 1075	<del>2431</del>	<b>1702</b>	<del>2783</del>	<b>1948</b>	<b>286</b>
18	1075 - 1100	<del>2497</del>	<b>1748</b>	<del>2860</del>	<b>2002</b>	<b>294</b>
19	1100 - 1125	<del>2543</del>	<b>1780</b>	<del>2906</del>	<b>2034</b>	<b>304</b>
20	1125 - 1150	<del>2589</del>	<b>1812</b>	<del>2970</del>	<b>2079</b>	<b>317</b>
21	1150 - 1175	<del>2643</del>	<b>1850</b>	<del>3033</del>	<b>2123</b>	<b>330</b>
22	1175 - 1200	<del>2694</del>	<b>1886</b>	<del>3087</del>	<b>2161</b>	<b>342</b>
Annex with pointed roof		<del>527</del>	<b>369</b>	<del>527</del>	<b>369</b>	
Annex De Luxe		<del>570</del>	<b>399</b>	<del>570</del>	<b>399</b>	
Easy Grip Upgrade (annex only)		<del>36</del>	<b>25</b>	<del>36</del>	<b>25</b>	
Mesh side panel		<del>196</del>	<b>137</b>	<del>196</del>	<b>137</b>	
Partition wall		<del>180</del>	<b>126</b>	<del>226</del>	<b>158</b>	
<b>EXTRA COST 28 mm EASYGRIP steel frame:</b>						
Steel frame 28 mm with EasyGrip 8 - 12		<del>130</del>	<b>91</b>	<del>130</del>	<b>91</b>	
Steel frame 28 mm with EasyGrip 13 - 22		<del>144</del>	<b>101</b>	<del>144</del>	<b>101</b>	
ALU frame for annex (tall annex only)		<del>49</del>	<b>34</b>	<del>49</del>	<b>34</b>	

# Octavia

**30%  
DISCOUNT**

**FROM  
815.-**

## High Tech design for the future

The Octavia is designed and developed by Dorema to enhance the futuristic styling of the latest modern caravans. Manufactured in the new super quality Ten Cate All Season material for strength and durability, this super quality material is also perfect for seasonal site use. Octavia now available with optional awning canopy.



Standard with Quick Lock pads



Optional Safe Lock System Kit



Standard with EasyGrip



### Octavia with canopy

At the special request of our clients we now offer an additional awning canopy  
\*extra optional: side panel



Seasonal



Touring

Octavia with tall annex with pointed roof size 215 x 130 cm  
Front panels can be rolled down or zipped out

Octavia without front panels  
Side panels can be zipped out

### FEATURES OCTAVIA

**Depth:** 240 cm

**Roof material:** Ten Cate All Season coated polyester

**Wall material:** Ten Cate All Season heavy quality coated polyester

**Front panel:** Both panels can be rolled down or zipped out

**Side panels:** Both panels are fitted with a door and can be zipped out

**Frame:** 25 mm EasyGrip steel frame, standard with 5 roof support poles and 2 extra front legs in size 13-19

**Available sizes:** 825-1125 cm

**Available colour:** charcoal/grey

**Weight:** Size 10 approx. 39 kg

#### Ventilation:

- A ventilation opening in the ridge of the front panel that can be closed with a zipped panel
- On both side panels you will find a fly screen panel

#### Optional extras:

- Lightweight aluminium EasyGrip Quick System frame, not recommended for seasonal site use

- Octavia Sun Canopy

- Side panel for sun canopy

- Annex tall with pointed roof

- Inner tent annex

- Veranda pole

- Stormpoles for extra stability

- Safe Lock System kit

#### Special features:

- Annexes are designed to fit on either the left or right-hand side of the awning

- Fitted with Quick Lock profile

- Fitted with Safe Lock System

- Fitted with beading for Octavia Sun Canopy

SIZE	A-MEASUREMENT	LIST PRICE	OCTAVIA	OCTAVIA SUN CANOPY WITH STEEL FRAME	OCTAVIA SUN CANOPY WITH ALU FRAME
			DISCOUNT PRICE	DISCOUNT PRICE	DISCOUNT PRICE
8	825 - 850	<del>1164</del>	<b>815</b>	<b>290</b>	<b>323</b>
9	850 - 875	<del>1221</del>	<b>855</b>	<b>296</b>	<b>329</b>
10	875 - 900	<del>1271</del>	<b>890</b>	<b>307</b>	<b>342</b>
11	900 - 925	<del>1321</del>	<b>925</b>	<b>314</b>	<b>349</b>
12	925 - 950	<del>1356</del>	<b>949</b>	<b>321</b>	<b>356</b>
13	950 - 975	<del>1421</del>	<b>995</b>	<b>334</b>	<b>371</b>
14	975 - 1000	<del>1489</del>	<b>1042</b>	<b>339</b>	<b>376</b>
15	1000 - 1025	<del>1521</del>	<b>1065</b>	<b>345</b>	<b>382</b>
16	1025 - 1050	<del>1556</del>	<b>1089</b>	<b>356</b>	<b>396</b>
17	1050 - 1075	<del>1589</del>	<b>1112</b>	<b>361</b>	<b>401</b>
18	1075 - 1100	<del>1621</del>	<b>1135</b>	<b>368</b>	<b>408</b>
19	1100 - 1125	<del>1656</del>	<b>1159</b>	<b>373</b>	<b>413</b>
Annex tall with pointed roof			<del>513</del>	<b>359</b>	
Easy Grip Upgrade (annex only)			<del>36</del>	<b>25</b>	
Side panel for Sun Canopy				<b>81</b>	<b>81</b>
<b>EXTRA COST for ALU frame:</b>					
ALU EasyGrip frame 8-12			<del>106</del>	<b>74</b>	
ALU EasyGrip frame 13-19			<del>147</del>	<b>103</b>	
ALU frame for tall annex only			<del>49</del>	<b>34</b>	





# Grande Octavia

Grande Luxury at unbelievable prices

FROM  
**1309.-**



Grande Octavia with 2 Sun Wings

Grande Octavia is the latest development and enhancement of our successful model Octavia. This latest modern design features a sewn in canopy to create additional protection and space, and is the ultimate indulgence for today's modern camper. This new design feature also allows optional side shades to be fitted to give additional protection in all weather conditions.



Grande Octavia with tall annex with pointed roof 215 x 130 cm. Front panels can be rolled down or zipped out

## FEATURES GRANDE OCTAVIA

- Depth awning:** 240 cm
- Depth sun canopy:** 80 cm (on the ground)
- Depth roof:** 240 cm + 110 cm
- Roof material:** Ten Cate All Season coated polyester
- Wall material:** Ten Cate All Season heavy quality coated polyester
- Front panel:** Both panels can be rolled down or zipped out
- Side panels:** Both panels are fitted with a door and can be zipped out
- Frame:** 28 mm EasyGrip steel frame, standard with 5 roof support poles and 2 extra front legs in size 13-19
- Available sizes:** 850-1050 cm
- Available colour:** charcoal/grey
- Weight:** Size 9 approx. 40 kg
- Ventilation:**
  - A ventilation opening in the ridge of the front panel that can be closed with a zipped panel
  - On both side panels you will find a fly screen panel

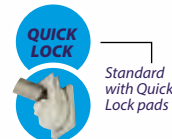


### Optional extras:

- Lightweight aluminium EasyGrip Quick System frame, not recommended for seasonal site use
- Set with 2 Sun Wings
- Annex tall with pointed roof
- Inner tent annex
- Veranda pole
- Stormpoles for extra stability
- Safe Lock System kit

### Special features:

- Annex fitted with a double zip system, this enables you to replace the side panel (not possible if you use an annex inner tent)
- Covered zips in matching material for extra protection
- Annexes are designed to fit on either the left or right-hand side of the awning
- Fitted with Quick Lock profile
- Fitted with Safe Lock System



		GRANDE OCTAVIA	
SIZE	A-MEASUREMENT	LIST PRICE	DISCOUNT PRICE
9	850 - 875	<del>1870</del>	<b>1309</b>
10	875 - 900	<del>1931</del>	<b>1352</b>
11	900 - 925	<del>1980</del>	<b>1386</b>
12	925 - 950	<del>2024</del>	<b>1417</b>
13	950 - 975	<del>2060</del>	<b>1442</b>
14	975 - 1000	<del>2114</del>	<b>1480</b>
15	1000 - 1025	<del>2164</del>	<b>1515</b>
16	1025 - 1050	<del>2197</del>	<b>1538</b>
Annex with steel frame; ALU optional		<del>513</del>	<b>359</b>
Set Sun Wings (2 pieces)		<del>131</del>	<b>92</b>
Easy Grip Upgrade (annex only)		<del>36</del>	<b>25</b>
<b>EXTRA COST for ALU frame:</b>			
ALU frame 28 mm sizes 9-12		<del>106</del>	<b>74</b>
ALU frame 28 mm sizes 13-16		<del>147</del>	<b>103</b>
ALU frame for annex (tall annex only)		<del>49</del>	<b>34</b>

# Quattro 225, 275, 380 & 430

Extra space for more comfort



Quattro 380

This family porch is now available in 4 sizes and is designed for the camper who demands extra space and comfort. The 225 and 275 models have been designed for the touring campers and has the cost option of a lightweight Aluminium frame. The 380 and 430 models are specifically designed for today's seasonally sited and winter campers. The extra strong Ten Cate materials along with the added cost options to upgrade to an extreme 28mm steel frame and winter package, will cater for all.



Quattro 275

## FEATURES

### QUATTRO 225, 275, 380 & 430

**Height:** Designed to fit caravans from 235-255 cm in height

**Size:**

Quattro 225: width 225 x depth 200 cm

Quattro 275: width 275 x depth 200 cm

Quattro 380: width 380 x depth 240 cm

Quattro 430: width 430 x depth 240 cm

**Roof beading:**

Quattro 225: 195 cm + 2 x 20 cm

Quattro 275: 245 cm + 2 x 20 cm

Quattro 380: 340 cm + 2 x 20 cm

Quattro 430: 390 cm + 2 x 20 cm

**Roof and wall material:** Ten Cate All Season coated polyester, coated outside, easy to clean

**Front panel:** Can be rolled down or zipped out, front panel 380 & 430 can be separated

**Side panels:** Door and window both on the left and right-hand side

**Frame:**

Quattro 225: 25 mm EasyGrip steel frame or lightweight aluminium EasyGrip frame

Quattro 275: 25 mm EasyGrip steel frame or lightweight aluminium EasyGrip frame

Quattro 380: 25 or 28 mm EasyGrip steel frame

Quattro 430: 25 or 28 mm EasyGrip steel frame

**Available colours:** charcoal/grey

**Weight:**

Quattro 225: with steel frame approx. 27 kg

Quattro 225: with ALU frame approx. 20 kg

Quattro 275: with steel frame approx. 30 kg

Quattro 275: with ALU frame approx. 22 kg

Quattro 380: with steel frame approx. 36 kg

Quattro 430: with steel frame approx. 39 kg

**Ventilation:**

- permanent ventilation in the top of the front panel

- Quattro 380 and 430: on both side panels you will find a fly screen panel

**Optional extras:**

- Upgrade for Quattro 225 and 275 to EasyGrip ALU frame

- Upgrade for Quattro 380 and 430 to 28 mm EasyGrip steel frame

- Winter package for Quattro 380 & 430: 2 extra roof poles and 3 extra stormpoles

- Roof lining for Quattro 380 or 430

- Safe Lock System kit

- Veranda pole

- Rail stopper

**Special features:**

- Two cushion pads fitted to the rear legs to avoid damage to the caravan

- The free standing frame enables the awning to be erected without any need for attachments to the caravan

- Fitted with Safe Lock System

FROM  
**465.-**



SAFE LOCK

Optional Safe Lock System Kit



EASY GRIP

Standard with EasyGrip



Seasonal



Winter (380/430 models only with Winter package)

MODEL	SIZE	QUATTRO	
		LIST PRICE	DISCOUNT PRICE
QUATTRO 225 with EasyGrip steel frame	225 x 200 cm	<del>664</del>	<b>465</b>
QUATTRO 225 with EasyGrip ALU frame	225 x 200 cm	<del>731</del>	<b>512</b>
QUATTRO 275 with EasyGrip steel frame	275 x 200 cm	<del>749</del>	<b>524</b>
QUATTRO 275 with EasyGrip ALU frame	275 x 200 cm	<del>814</del>	<b>570</b>
QUATTRO 380 with EasyGrip steel frame	380 x 240 cm	<del>1131</del>	<b>792</b>
QUATTRO 380 with 28 mm EasyGrip steel frame	380 x 240 cm	<del>1210</del>	<b>847</b>
QUATTRO 430 with EasyGrip steel frame	430 x 240 cm	<del>1216</del>	<b>851</b>
QUATTRO 430 with 28 mm EasyGrip steel frame	430 x 240 cm	<del>1289</del>	<b>902</b>
Winter package QUATTRO 380 & 430 25 mm		<del>126</del>	<b>88</b>
Winter package QUATTRO 380 & 430 28 mm		<del>146</del>	<b>102</b>
Roof lining Quattro 380		<del>106</del>	<b>74</b>
Roof lining Quattro 430		<del>113</del>	<b>79</b>

# Omega De Luxe

## 4 Seasons Quality Porch Awning

IDEAL FOR SEASONAL SITES

FROM  
**783.-**

Ideal for the camper who requires the very highest quality materials and construction. This versatile porch awning is produced in the super quality Ten Cate All Season material. This new material is extremely tough, completely waterproof and very easy to clean. Suitable for camping all year round or seasonal site use. Practical standard features include removable front panel, inside/outside mud flap system. Omega De Luxe also features removable side panels and the option of fitting a large annex on either side.

### FEATURES OMEGA DE LUXE

**Height:** To fit caravans from 235-255 cm in height

**Size:** Width 340 cm x depth 240 cm

**Roof beading:** Width 300 cm + 2 x 20 cm

**Roof material:** Ten Cate All Season coated polyester

**Wall material:** Ten Cate All Season heavy quality coated polyester

**Front panel:** Can be rolled down or zipped out

#### Side panels:

- Door both on the left and right-hand side
- Side panels can be zipped out

**Frame:** A choice from:

- 25 mm EasyGrip steel frame
- Lightweight aluminium EasyGrip Quick System frame
- Lightweight Fibre Tech Plus frame

**Available colours:** blue/grey and charcoal/grey

**Weight:**

Steel frame approx. 29,5 kg

ALU frame approx. 25 kg

Fibre Tech Plus frame approx. 25 kg

#### Ventilation:

- A ventilation opening in the ridge of the front panel that can be closed with a zipped panel
- On the right-hand side you will find a fly screen panel

#### Optional extras:

- Annex tall with pointed roof
- Inner tent annex
- Veranda pole
- Rail stopper
- Safe Lock System kit

#### Special features:

- Fitted with privacy window blinds
- Fitted with the special facility to have the mud flap either inside or outside
- Covered zips in matching material for extra protection
- The free standing frame enables the awning to be erected without any need for attachments to the caravan
- Two cushion pads fitted to the rear legs to avoid damage to the caravan
- Fitted with Safe Lock System



Optional Safe Lock System Kit



Seasonal



Standard with EasyGrip

		OMEGA DE LUXE	
MODEL	SIZE	LIST PRICE	DISCOUNT PRICE
OMEGA DE LUXE with EasyGrip steel frame	340 x 240	<del>1119</del>	<b>783</b>
OMEGA DE LUXE with EasyGrip aluminum frame	340 x 240	<del>1164</del>	<b>815</b>
OMEGA DE LUXE with Fibre Tech Plus frame	340 x 240	<del>1256</del>	<b>879</b>
OMEGA DE LUXE annex tall with pointed roof	215 x 130	<del>456</del>	<b>319</b>
Easy Grip Upgrade (annex only)		<del>36</del>	<b>25</b>

# Safari XL

## The perfect porch for short breaks

The Safari XL offers you an amazing specification at an incredible low price. The generous size of the Safari XL makes this extra large porch awning the perfect awning for all seasons. Now produced in Ten Cate All Season material. This superior quality material is extremely strong, easy to clean and extremely waterproof. The matching tall annex is designed to fit on either the left or righthand side of the awning.



### FEATURES SAFARI XL

**Height:** To fit caravans from 235-255 cm in height

**Size:** 320 x 240 cm base measurement

**Depth:** 240 cm

**Roof beading:** Width 300 cm + 2 x 20 cm

**Roof material:** Ten Cate All Season coated polyester

**Wall material:** Ten Cate All Season coated polyester

**Front panel:** Can be rolled down or zipped out

Side panel: Both panels are fitted with a door and can be zipped out

**Frame:** A choice from:

- 25 mm EasyGrip steel frame
- Lightweight aluminium EasyGrip Quick System frame
- Lightweight Fibre Tech Plus frame

**Available colour:** charcoal/grey

**Weight:**

With steel frame: approx. 29,5 kg

With ALU frame: approx. 25 kg

With Fibre Tech Plus frame: approx. 25 kg

#### Ventilation:

A ventilation opening in the ridge of the front panel that can be closed with a zipped panel

#### Optional extras:

- Annex tall with pointed roof
- Inner tent annex
- Safe Lock System kit
- Rail stopper
- Veranda pole

#### Special features:

- Two cushion pads fitted to the rear legs to avoid damage to the caravan
- Covered zips in matching material for extra protection
- Annex is designed to fit on either the left or right-hand side of the awning
- The free standing frame enables the Safari XL to be erected without any need for attachments to the caravan
- Fitted with Safe Lock System



Seasonal

		SAFARI XL	
MODEL	SIZE	LIST PRICE	DISCOUNT PRICE
SAFARI XL with EasyGrip steel frame	320 x 240	<del>907</del>	<b>635</b>
SAFARI XL with EasyGrip aluminum frame	320 x 240	<del>953</del>	<b>667</b>
SAFARI XL with Fibre Tech Plus frame	320 x 240	<del>1044</del>	<b>731</b>
SAFARI XL annex tall with pointed roof	215 x 130	<del>423</del>	<b>296</b>
Easy Grip Upgrade (annex only)		<del>36</del>	<b>25</b>

FROM

**635.-**



Optional Safe Lock System Kit



Standard with EasyGrip

# Davos

FROM  
**389.-**

## 4 Seasons Porch awning

This large universal winter porch awning has a 200cm depth and is fitted with the option of inside/outside mud wall as standard. The Davos is manufactured with an extra strong polyester material which has a PVC coating applied to both sides. Both side walls are fitted with a door and the front panel can be rolled up.

### FEATURES DAVOS

**Height:** To fit caravans from 235-255 cm in height

**Sizes:**  
Size 1: 200 x 200 cm  
Size 2: 250 x 200 cm  
Size 3: 300 x 200 cm

**Roof beading:**  
Size 1: Width 200 cm + 2 x 20 cm  
Size 2: Width 250 cm + 2 x 20 cm  
Size 3: Width 300 cm + 2 x 20 cm

**Depth:** 200 cm

**Roof material:** PVC coated polyester

**Wall material:** PVC coated polyester

**Front panel:** Can be rolled up

**Side panel:** Both panels are fitted with a door

**Frame:** 25 mm steel frame

**Colour:** blue/grey

**Weight:**

Size 1: approx. 23 kg

Size 2: approx. 25 kg

Size 3: approx. 28 kg

**Ventilation:**

A ventilation opening in the ridge of the front panel

**Optional extras:**

- Rear upright legs / set of 2
- Rail stopper
- Easy Grip Upgrade

**Special features:**

- Fitted with two cushion pads to avoid damage to the caravan
- Fitted with QuickLock profile
- Fitted with double anchor hooks to have the mud flaps either inside or outside



Winter



Seasonal



Standard with Quick Lock pads

Safe Lock system kit cannot be used with this model

		DAVOS	
SIZE	SIZE	LIST PRICE	DISCOUNT PRICE
1	200 x 200 cm	<del>556</del>	<b>389</b>
2	250 x 200 cm	<del>604</del>	<b>423</b>
3	300 x 200 cm	<del>650</del>	<b>455</b>
Easy Grip Upgrade		<del>36</del>	<b>25</b>
Rear upright legs / set of 2		<del>51</del>	<b>36</b>

# Oslo

FROM  
**499.-**

## 4 Seasons Porch awning

This universal porch awning is designed for the most ardent of winter and touring campers in mind. It's functional design and materials lends itself ideally to all season or winter use. Made of a very strong PVC coated polyester material that is very simple to clean. Both sides walls have a door fitted and the front panel can be rolled down or removed.

### FEATURES OSLO

**Height:** To fit caravans from 235-255 cm in height

**Sizes:**  
Size 1: 200 x 200 cm  
Size 2: 250 x 200 cm  
Size 3: 300 x 200 cm  
Size 4: 350 x 200 cm

**Roof beading:**  
Size 1: Width 200 cm + 2 x 20 cm  
Size 2: Width 250 cm + 2 x 20 cm  
Size 3: Width 300 cm + 2 x 20 cm  
Size 4: Width 350 cm + 2 x 20 cm

**Depth:** 200 cm

**Roof material:** PVC coated polyester

**Wall material:** PVC coated polyester

**Front panel:** Can be rolled down or zipped out

**Side panel:** Both panels are fitted with a door

**Frame:** Freestanding 25 mm steel frame

**Colour:** charcoal/grey

**Weight:**

Size 1: approx. 24 kg

Size 2: approx. 27 kg

Size 3: approx. 30 kg

Size 4: approx. 33 kg

**Ventilation:**

On both side panels you will find a fly screen panel

**Optional extras:**

- Veranda pole
- Safe Lock System kit
- Rail stopper
- Easy Grip Upgrade

**Special features:**

- The free standing frame enables the Oslo to be erected without any need for attachments to the caravan
- Two cushion pads fitted to the rear legs to avoid damage to the caravan
- Fitted with Safe Lock System
- Fitted with double anchor hooks to have the mud flaps either inside or outside



Fitted with rear cushion pads and poles



Front panel can be rolled down or zipped out.

SAFE LOCK

Optional Safe Lock System Kit



Winter



Seasonal

		OSLO	
SIZE	SIZE	LIST PRICE	DISCOUNT PRICE
1	200 x 200 cm	<del>713</del>	<b>499</b>
2	250 x 200 cm	<del>778</del>	<b>545</b>
3	300 x 200 cm	<del>824</del>	<b>577</b>
4	350 x 200 cm	<del>877</del>	<b>614</b>
Easy Grip Upgrade		<del>36</del>	<b>25</b>

# Mistral All Season & Mistral XL All Season

The Mistral All Season is produced with the very latest Ten Cate materials. It is designed for the camper who wants something quick and easy to erect as well as the uncompromising quality of European 4 Season touring material.

**DISCOUNT PRICE**

**599.-**

## FEATURES MISTRAL ALL SEASON & MISTRAL XL ALL SEASON

**Height:** Designed to fit caravans from 235-255 cm in height

**Size:** depth 240 cm, width 300 cm

**Roof beading:**

*Mistral All Season:* Width 250 cm + 2 x 20 cm

*Mistral XL All Season:* Width 310 cm + 2 x 20 cm

**Roof and wall material:** Ten Cate coated polyester

**Front panel:** Zip out panel

**Side panels:** Door both on the left and right-hand side

**Ventilation:** Mesh ventilation in both doors

**Frame:** steel

**Available colours:**

*Mistral All Season:* blue/grey and charcoal/grey

*Mistral XL All Season:* charcoal/grey

**Weight:**

*Mistral All Season:* approx. 16.5 kg

*Mistral XL All Season:* approx. 21 kg

**Optional extras:**

- Rear upright legs / set of 2
- Safe Lock system kit
- Rail stopper

**Special feature:**

- Sewn in cushion pads to create a perfect seal between caravan and awning
- Covered zips in matching material for extra protection
- Fitted with Safe Lock system

**SAFE LOCK**



Optional Safe Lock System Kit

**EASY GRIP**



Standard with EasyGrip



Touring

**TENCATE**  
materials that make a difference



*Mistral XL All Season Charcoal*



*Mistral All Season Charcoal*

**DISCOUNT PRICE**

**529.-**



*Mistral All Season Blue*

MODEL	SIZE	MISTRAL ALL SEASON	
		LIST PRICE	DISCOUNT PRICE
Mistral All Season	300 x 240 cm	<del>756</del>	<b>529</b>
Mistral XL All Season	360 x 240 cm	<del>856</del>	<b>599</b>
Rear upright legs / set of 2		<del>51</del>	<b>36</b>

# Mistral Air All Season & Mistral Air Weathertex

## The next generation of inflatable awnings

The new Mistral Air All Season is the latest upgrade on the popular Mistral All Season. With only 2 tubes to pump it can be erected in minutes. This All Season version is made with the latest Ten Cate European materials and can be used in all seasons for those short breaks and weekends.

The new Mistral Air Weathertex is the latest upgrade on the popular Mistral Ripstop model. With only 2 tubes to pump it can be erected in minutes. This lightweight material version is ideal for short breaks and weekends.

**FROM**  
**449.-**



Mistral Air All Season with canopy



Easy Air Frame



Mistral Air All Season without front panel



### FEATURES MISTRAL AIR ALL SEASON & WEATHERTEX

**Height:** Designed to fit caravans from 235-255 cm in height  
**Size:** depth 240 cm, width 300 cm  
**Roof beading:**  
*Weathertex:* width 290 cm + 2 x 45 cm  
*All Season:* width 290 cm + 2 x 20 cm  
**Roof and wall material:**  
*Weathertex:* Extra strong quality Weathertex 10.000 mm polyester, PU coated  
*All Season:* Ten Cate All Season coated polyester  
**Front panel:** Zip out panel  
**Side panels:** Door both on the left and right-hand side  
**Ventilation:** Mesh ventilation in both doors

**Frame:** Easy Air Frame tubes  
**Available colours:** charcoal/grey  
**Weight:** AS: approx. 19 kg, WT: approx. 15 kg  
**Optional extras:**  
 • Rear upright legs / set of 2  
 • Safe Lock system kit  
 • Rail stopper  
**Special feature:**  
 • Sewn in cushion pads to create a perfect seal between caravan and awning  
 • Covered zips in matching material for extra protection  
 • Fitted with Safe Lock system  
 • Sun canopy: frame included



Touring



Lightweight

MODEL	SIZE	LIST PRICE	DISCOUNT PRICE
Mistral Air Weathertex	300 x 240 cm	<del>641</del>	<b>449</b>
Mistral Air Weathertex sun canopy		<del>127</del>	<b>89</b>
Mistral Air All Season	300 x 240 cm	<del>999</del>	<b>699</b>
Mistral Air All Season sun canopy		<del>170</del>	<b>119</b>
Rear upright legs / set of 2		<del>51</del>	<b>36</b>

# Futura Air All Season



**FROM**  
**799.-**

## The latest design in the Dorema All Season Air range

The latest design in the Dorema All Season Air range. This European Ten Cate lightweight Air awning is designed to be erected easily on your own in minutes.



Futura 330 Air All Season

**FUTURA 220 AIR:**  
ONLY 9 KGS WITHOUT PANELS  
**FUTURA 330 AIR:**  
ONLY 12 KGS WITHOUT PANELS  
**FUTURA 440 AIR:**  
ONLY 16 KGS WITHOUT PANELS



### FEATURES FUTURA AIR ALL SEASON

**Height:** Designed to fit caravans from 235-255 cm in height

**Sizes:**

Futura 220 AIR: 220 x 250 cm base  
Futura 330 AIR: 330 x 250 cm base  
Futura 440 AIR: 440 x 250 cm base

**Depth:** 250 cm

**Roof beading:**

Futura 220 AIR: 220 cm + 2 x 20 cm  
Futura 330 AIR: 330 cm + 2 x 20 cm  
Futura 440 AIR: 440 cm + 2 x 20 cm

**Roof and wall material:** Ten Cate All Season coated polyester. Easy to clean

**Front panels:** 2, 3 or 4 panels can be rolled down or zipped outs

**Side panels:** Door both on the left and right-hand side

**Ventilation:**

Mesh ventilation in both side panels

**Frame:** Easy Air Frame tubes

**Available colours:** charcoal/grey

**Weight:**

Futura 220 AIR Canvas: 9 kg without panels and 25 kg with panels

Futura 330 AIR Canvas: 12 kg without panels and 31 kg with panels

Futura 440 AIR Canvas: 16 kg without panels and 36 kg with panels

**Special features:**

- Supplied with rear legs and sewn in cushion pads to create a perfect seal between caravan and awning

- All seams are taped

- Standard with Safe Lock straps

**Optional extra:**

- 2 berth inner tent

- Mesh side panel

- Mesh front panel

- Spare tubes

- Annex with inner tent

**The ideal awning for short breaks**



Futura 330 Air All Season with annex

MODEL	SIZE	FUTURA AIR ALL SEASON	
		LIST PRICE	DISCOUNT PRICE
Futura 220 Air All Season + roof lining	220 x 250 cm	<del>1141</del>	<b>799</b>
Futura 330 Air All Season + roof lining	330 x 250 cm	<del>1284</del>	<b>899</b>
Futura 440 Air All Season + roof lining	440 x 250 cm	<del>1427</del>	<b>999</b>
Mesh front panels		<del>61</del>	<b>43</b>
Mesh side panels		<del>89</del>	<b>62</b>
Annex with inner tent		<del>341</del>	<b>239</b>

# Contura Air All Season

The Contura is the very latest modern design for the camper who demands the simplicity of a multi valve air awning with additional space for touring use during all 4 seasons. This latest model is manufactured in the very latest Ten Cate European materials and projects out to 3m in depth. Available in 2 sizes, 330cm and 440cm the new Contura also has the option to fit the new air annex which includes an inner tent as standard. There is also the option to purchase and fit additional air bracing beams across the front to create a veranda style effect.

**CONTURA 330 AIR:**  
ONLY 12 KGS WITHOUT PANELS  
**CONTURA 440 AIR:**  
ONLY 16 KGS WITHOUT PANELS

**FROM**  
**999.-**

### FEATURES CONTURA AIR ALL SEASON

**Height:** Designed to fit caravans from 235-255 cm in height

**Sizes:**

Contura 330 AIR: 330 x 300 cm base  
Contura 440 AIR: 440 x 300 cm base

**Depth:** 300 cm

**Roof beading:**

Contura 330 AIR: 330 cm + 2 x 20 cm  
Contura 440 AIR: 440 cm + 2 x 20 cm

**Roof and wall material:** Ten Cate All Season coated polyester. Easy to clean

**Front panels:** 3 or 4 panels can be rolled down or zipped outs

**Side panels:** Door both on the left and right-hand side

**Ventilation:**

Mesh ventilation in both side panels

**Frame:** Easy Air Frame tubes

**Available colours:** charcoal/grey

**Weight:**

Contura 330 AIR Canvas: 12 kg without panels and 33 kg with panels

Contura 440 AIR Canvas: 16 kg without panels and 37 kg with panels



Contura 440 Air All Season

**Special features:**

- Supplied with rear legs and sewn in cushion pads to create a perfect seal between caravan and awning

- All seams are taped

- Standard with Safe Lock straps

**Optional extra:**

- 2 berth inner tent

- Mesh side panel

- Mesh front panel

- Spare tubes

- Annex with inner tent



**Valves outside**

MODEL	SIZE	CONTURA AIR ALL SEASON	
		LIST PRICE	DISCOUNT PRICE
Contura 330 Air All Season	330 x 300 cm	<del>1427</del>	<b>999</b>
Contura 440 Air All Season	440 x 300 cm	<del>1784</del>	<b>1249</b>
Mesh front panels		<del>61</del>	<b>43</b>
Mesh side panels		<del>89</del>	<b>62</b>
Annex with inner tent		<del>341</del>	<b>239</b>



# Daytona Air

The Daytona Air is the latest addition to the Dorema collection and is the only traditional style full Air awning on the market. This traditional shape and style allows the space and comfort of a full awning along with the ease of erection using the very latest Dorema EAF air system. The main Air frame which consists of 3 roof, 3 leg, 3 angles and apex tubes all inflate together from one valve with additional roof and leg supports erected separately on sizes 8 – 19. This allows the frame to be erected in minutes. This touring awning is made from the very latest Ten Cate European materials which allows the awning to be used in all seasons of the year. This awning is the ideal choice for short breaks and family holidays making this the perfect choice for the touring camper.



## FEATURES DAYTONA AIR

**Depth:** 240 cm

**Roof material:** Ten Cate All Season coated polyester

**Wall material:** Ten Cate touring quality All Season coated polyester

**Front panel:** Both panels can be rolled down or zipped out

**Side panels:** Both panels are fitted with a door and

**Frame:** Easy Air Frame tubes

Size 8 – 9: 2 extra front legs

Size 10 – 13: 2 extra front legs and 2 extra roof support poles roof

Size 14: 4 extra front legs and 2 extra roof support poles roof

Size 15: – 19 4 extra front legs and 4 extra roof support poles roof

**Available sizes:** 825-1125 cm

**Available colours:** charcoal/grey

**Weight:** Size 11 approx. 31 kg

### Ventilation:

- A ventilation opening in the ridge of the front panel that can be closed with a zipped panel
- On both side panels you will find a fly screen panel

### Optional extras:

- Safe Lock System kit
- Palma awning canopy
- Annex tall with pointed roof

### Special features:

- Covered zips in matching material for extra protection
- Annexes are designed to fit on either the left or right-hand side of the awning
- Fitted with Safe Lock System
- Fitted with beading for Palma awning canopy



German Registered Pattern,  
Nr.20.2017.004.435



Easy Air Frame



**30%  
DISCOUNT**

**FROM  
899.-**



Maribor Air All Season  
Front- and side panels can be zipped out



Palma charcoal/gray



Annex tall with pointed roof size 215 x 130 cm



		DAYTONA AIR	
SIZE	SIZE	LIST PRICE	DISCOUNT PRICE
8	825 - 850	<del>1284</del>	<b>899</b>
9	850 - 875	<del>1393</del>	<b>975</b>
10	875 - 900	<del>1570</del>	<b>1099</b>
11	900 - 925	<del>1679</del>	<b>1175</b>
12	925 - 950	<del>1784</del>	<b>1249</b>
13	950 - 975	<del>1893</del>	<b>1325</b>
14	975 - 1000	<del>2107</del>	<b>1475</b>
15	1000 - 1025	<del>2284</del>	<b>1599</b>
16	1025 - 1050	<del>2393</del>	<b>1675</b>
17	1050 - 1075	<del>2499</del>	<b>1749</b>
18	1075 - 1100	<del>2607</del>	<b>1825</b>
19	1100 - 1125	<del>2713</del>	<b>1899</b>
Annex		<del>499</del>	<b>349</b>

# Magnum Air All Season

The next generation of inflatable awnings

This innovative air awning is an enhancement of our successful model Magnum which will now be available with inflatable tubes. The Magnum Air All Season has now been developed with the highly sustainable and durable extra strong Ten Cate canvas and in our own European factory. This is an Ultra-fast and flawless build with the Dorema EAF system. This new Magnum is standard with attached foam cushions and a set pressure bar to ensure a perfect seal against the caravan. The windows are equipped with window blinds on the inside.

FROM  
**799.-**



Magnum 520 Air All Season

**NEW:**  
Valves on  
the outside



Inside view of the roof tubes



Magnum 260 Air All Season



## FEATURES MAGNUM AIR ALL SEASON

**Height:** Designed to fit caravans from 235-255 cm in height

**Sizes:**  
Magnum 260 AIR: 260 x 240 cm base  
Magnum 390 AIR: 390 x 240 cm base  
Magnum 520 AIR: 520 x 240 cm base

**Depth:** 240 cm  
**Roof beading:**

Magnum 260 AIR: 260 cm + 2 x 20 cm  
Magnum 390 AIR: 390 cm + 2 x 20 cm  
Magnum 520 AIR: 520 cm + 2 x 20 cm

**Roof and wall material:** Ten Cate All Season coated polyester. Easy to clean

**Front panels:** 2, 3 or 4 roll up panels

**Side panels:** Door both on the left and right-hand side

**Ventilation:** Mesh ventilation in both door panels

**Frame:** Easy Air Frame tubes

**Available colour:** charcoal/grey

**Weight:**

Magnum 260 AIR: approx. 18 kg

Magnum 390 AIR: approx. 24.5 kg

Magnum 520 AIR: approx. 30 kg

**Special features:**

- Supplied with rear legs and sewn in cushion pads to create a perfect seal between caravan and awning
- All seams are taped
- Standard with Safe Lock straps

**Optional extra:** 2 berth inner tent

**The ideal awning for short breaks**



Touring



Easy Air Frame

MODEL	LIST PRICE	DISCOUNT PRICE
Magnum 260 Air All Season	<del>1141</del>	<b>799</b>
Magnum 390 Air All Season	<del>1413</del>	<b>989</b>
Magnum 520 Air All Season	<del>1707</del>	<b>1195</b>
2 Berth inner tent	<del>84</del>	<b>59</b>
Roof lining Magnum 260	<del>34</del>	<b>24</b>
Roof lining Magnum 390	<del>51</del>	<b>36</b>
Roof lining Magnum 520	<del>69</del>	<b>48</b>

# Magnum Air Weathertex

**New improved Air technology**



**FROM**  
**399.-**

Our successful model Magnum is now available in the innovative inflatable version. Build with the Dorema super-fast and faultless - EAF system. The ideal awning for short trips and occasional use. Also this Magnum version is equipped with attached foam cushions and a set pressure bar to ensure a perfect seal against the caravan. Over the windows are adjustable ventilation openings. The windows are fitted with internal window blinds for extra privacy. You can choose from two colour combinations: blue/grey and charcoal/grey.



Inside view of the roof tubes



## FEATURES MAGNUM AIR WEATHERTEX

**Height:** Designed to fit caravans from 235-255 cm in height

**Sizes:**

Magnum 260 AIR: 260 x 240 cm base

Magnum 390 AIR: 390 x 240 cm base

Magnum 520 AIR: 520 x 240 cm base

**Depth:** 240 cm

**Roof beading:**

Magnum 260 AIR: 260 cm + 2 x 20 cm

Magnum 390 AIR: 390 cm + 2 x 20 cm

Magnum 520 AIR: 520 cm + 2 x 20 cm

**Roof and wall material:** Extra strong quality Weathertex 4000 mm polyester, PU coated

**Front panels:** 2, 3 or 4 roll up panels

**Side panels:** Door both on the left and right-hand side

**Ventilation:**

- Mesh ventilation doors in both side panels
- Ventilation panels above the windows which can be closed

**Frame:** Easy Air Frame tubes

**Available colours:** blue/grey and charcoal/grey

**Weight:**

Magnum 260 AIR: approx. 16 kg

Magnum 390 AIR: approx. 22 kg

Magnum 520 AIR: approx. 28 kg

**Special features:**

- Supplied with rear legs and sewn in cushion pads to create a perfect seal between caravan and awning
- All seams are taped
- Standard with Safe Lock straps

**Optional extra:** 2 berth inner tent

**The ideal awning for short breaks**



Lightweight



Easy Air Frame

MODEL	LIST PRICE	DISCOUNT PRICE
Magnum 260 Air Weathertex	<del>570</del>	<b>399</b>
Magnum 390 Air Weathertex	<del>713</del>	<b>499</b>
Magnum 520 Air Weathertex	<del>913</del>	<b>639</b>
2 Berth inner tent	<del>84</del>	<b>59</b>
Roof lining Magnum 260	<del>34</del>	<b>24</b>
Roof lining Magnum 390	<del>51</del>	<b>36</b>
Roof lining Magnum 520	<del>69</del>	<b>48</b>

# Magnum Air Force

The next generation of inflatable awnings



FROM  
**679.-**

The 'Magnum Air Force' range is the very latest designed multifunctional Air Awning by StarCamp which allows each camper to use in multiple combinations to suit their individual need and is perfect for those short breaks. You can start with the 260cm base model on its own for an overnight stay or there is also the option to zip in 270cm metre Additional Extension (AddEx) left and right which can then extend the 260 base model to 530cm left or right or 800cm if left and right AddEx are both fitted. The same AddEx's can also be fitted to the 390 Base which increases size to 660cm left or right or even an eye watering 930cm if both AddEx's are fitted allowing the camper additional space for those unexpected visitors. The versatility of this new Air awning is that it gives the ideal solution to the camper who requires a different awning for different uses at different times, making it the perfect choice.



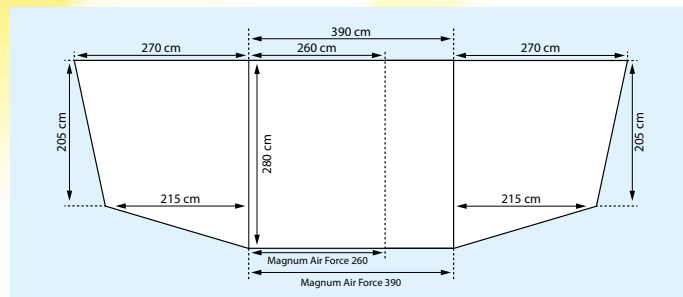
Magnum Air Force 260



Magnum Air Force 260 with AddEx left



Front- and side panel AddEx can be zipped out



## FEATURES MAGNUM AIR FORCE

**Height:** Designed to fit caravans from 235-255 cm in height

**Sizes:**  
Magnum Air Force 260: 260 x 280 cm base  
Magnum Air Force 390: 390 x 280 cm base  
Magnum Air Force AddEx: 270 x 280 cm base

**Roof beading:** Width + 2 x 20 cm

**Roof and wall material:** Extra strong quality Weathertex 10.000 mm polyester, PU coated

**Front panels:** 2 or 3 roll up panels

**Side panels:** Door both on the left and right-hand side

**Ventilation:**

- Mesh ventilation doors in both side panels
- Ventilation above and under in the side panels which can be closed

**Frame:** Easy Air Frame tubes

**Available colours:** charcoal/grey

**Weight:**

Magnum Air Force 260: approx. 27 kg  
Magnum Air Force 390: approx. 37 kg  
AddEx: approx. 13 kg

**Special features:**

- Supplied with rear legs and sewn in cushion pads to create a perfect seal between caravan and awning
- All seams are taped
- Standard with Safe Lock straps

**Optional extra:**

- AddEx
- Roof lining

**The ideal awning for short breaks**



Lightweight



Easy Air Frame


MODEL	SIZE	LIST PRICE	DISCOUNT PRICE
Magnum Air Force 260	260 × 280 cm	<del>970</del>	<b>679</b>
Magnum Air Force 390	390 × 280 cm	<del>1141</del>	<b>799</b>
AddEx left	270 × 280/205 cm	<del>427</del>	<b>299</b>
AddEx right	270 × 280/205 cm	<del>427</del>	<b>299</b>
Inner tent Magnum Air Force 260/390		<del>41</del>	<b>29</b>
Inner tent AddEx left/right		<del>70</del>	<b>49</b>
Roof lining Magnum Air Force 260		<del>36</del>	<b>25</b>
Roof lining Magnum Air Force 390		<del>84</del>	<b>59</b>
Roof lining AddEx left/right		<del>84</del>	<b>59</b>

# Starlon® Awning Carpet


FROM  
**57.-**

**NOW ALSO AVAILABLE IN 350 CM**

Dorema has developed this user friendly carpet to ensure the optimal compatibility with your new awning. Starlon is produced in two attractive colours: Grey and Blue.



**Grey**



**Blue**

This quality carpet is suitable for weekend campers as well as the more enthusiastic permanent site camper.

By adding a new environmental friendly ingredient to our exclusive designed weave structure, we have been able to make Starlon light in weight and incredibly strong.

Yet, the texture is soft and comfortable especially when the little ones are running around in their bare feet.

Accidental stains such as coffee or red wine are easily removed by using a damp cloth. Any stale smells from underneath the carpet are prevented due to the special breathable weave construction of Starlon carpets.

Starlon is available in most sizes to suit your awning.

**Finally we suggest you check out our extremely friendly consumer prices.**



**Compact to fold**



**Easy to clean**

DEPTH 250 cm	LIST PRICE	DISCOUNT PRICE
250 x 400	<del>81</del>	<b>57</b>
250 x 500	<del>101</del>	<b>71</b>
250 x 600	<del>121</del>	<b>85</b>
250 x 700	<del>141</del>	<b>99</b>
250 x 800	<del>166</del>	<b>116</b>

DEPTH 280 cm	LIST PRICE	DISCOUNT PRICE
280 x 400	<del>93</del>	<b>65</b>
280 x 500	<del>114</del>	<b>80</b>
280 x 600	<del>137</del>	<b>96</b>
280 x 700	<del>160</del>	<b>112</b>
280 x 800	<del>189</del>	<b>132</b>

DEPTH 300 cm	LIST PRICE	DISCOUNT PRICE
300 x 400	<del>101</del>	<b>71</b>
300 x 500	<del>126</del>	<b>88</b>
300 x 600	<del>149</del>	<b>104</b>
300 x 700	<del>173</del>	<b>121</b>
300 x 800	<del>217</del>	<b>152</b>

DEPTH 350 cm*	LIST PRICE	DISCOUNT PRICE
350 x 400	<del>137</del>	<b>96</b>
350 x 500	<del>171</del>	<b>120</b>
350 x 600	<del>209</del>	<b>146</b>
350 x 700	<del>247</del>	<b>173</b>
350 x 800	<del>297</del>	<b>208</b>

**WHICH  
AWNING  
CARPET SIZE  
DO I NEED? \***

AWNING SIZE	CARPET SIZE
4-5-6	400 cm
7-8-9-10	500 cm
11-12-13-14	600 cm
15-16-17-18-19	700 cm
20-21-22	800 cm*

\* Sizes Grande Octavia and Mondial Sun Canopy are different

\* only available in grey

# Magnum 260 and 390

## The ideal awning for short breaks

Consider the advantages of camping with a modern lightweight easy to erect porch. The Magnum is manufactured in high quality extra strong polyester PU coated Weathertex 4000mm. This superior material has been developed to give maximum performance in all weather conditions. The pole system is the latest fibre reinforced flexible rod system which enables the Magnum to be erected in minutes and remains stable in poor weather conditions. In charcoal/grey.



Fitted with rear cushion pads and poles

### FEATURES MAGNUM 260 & 390

**Height:** Designed to fit caravans from 235-255 cm in height

**Size:**  
Magnum 260: 260 x 240 cm base  
Magnum 390: 390 x 240 cm base

**Roof beading:**  
Magnum 260: 260 cm + 2 x 20 cm  
Magnum 390: 390 cm + 2 x 20 cm

**Depth:** 240 cm

**Roof and wall material:** Extra strong quality Weathertex 4000 mm polyester, PU coated

**Front panels:** 2 or 3 roll up panels

**Side panels:** Door both on the left and right-hand side

**Ventilation:**

- Mesh ventilation doors in both side panels
- Ventilation panels above the windows which can be closed

**Frame:** Fibre reinforced and aluminium roof supports

**Available colour:** charcoal/grey



**Weight:**  
Magnum 260: approx. 15 kg  
Magnum 390: approx. 19 kg

**Special features:**

- Supplied with rear legs and sewn in cushion pads to create a perfect seal between caravan and awning
- All seams are taped

**Optional extra:** 2 berth inner tent

Magnum 390 charcoal

FROM  
**249.-**

ALL FRONT PANELS CAN BE ROLLED UP



MODEL	LIST PRICE	DISCOUNT PRICE
Magnum 260	<del>356</del>	<b>249</b>
Magnum 390	<del>427</del>	<b>299</b>
2 Berth inner tent	<del>84</del>	<b>59</b>
Roof lining Magnum 260	<del>34</del>	<b>24</b>
Roof lining Magnum 390	<del>51</del>	<b>36</b>

# Mistral Ripstop

Super quick to erect and ideal for campers who require a spacious no nonsense porch awning. Produced in extra strong Weathertex 4000 mm polyester for that extra peace of mind. In charcoal/grey.

DISCOUNT PRICE  
**249.-**

### FEATURES MISTRAL RIPSTOP

**Height:** Designed to fit caravans from 235-255 cm in height

**Size:** depth 240 cm, width 300 cm

**Roof beading:** Width 250 cm + 2 x 20 cm

**Roof and wall material:** Extra strong quality Weathertex 4000 mm polyester, PU coated

**Front panel:** Zip out panel

**Side panels:** Door both on the left and right-hand side

**Ventilation:** Mesh ventilation doors in both side panels

**Frame:** steel

**Available colour:** charcoal/grey

**Weight:** approx. 11,9 kg

**Special features:**

- All seams are taped
- Groundsheet included

The ideal awning for short breaks



GROUND SHEET INCLUDED



MISTRAL RIPSTOP			
MODEL	SIZE	LIST PRICE	DISCOUNT PRICE
Mistral Ripstop	240 x 300 cm	<del>356</del>	<b>249</b>



Mistral Ripstop Charcoal

# ALU Quick System frame

## Fibre Tech Plus frame

- Ultra light
- New Easy clamp system
- Long life
- Very stable
- Easy to erect

Extra strong roof support poles ensure the frame is even more stable.

HIGH TECH CONSTRUCTION



New



Complete frame

## Fibre Tech Plus frame

The very latest in fibreglass frame technology, FIBRE TECH PLUS is a top quality woven fibreglass tube that is incredibly strong, easy to handle and simple to erect. The unique construction of the FIBRE TECH PLUS frame ensures maximum strength at all times.

## ALU QUICK SYSTEM Frame

LIGHTWEIGHT  
(about half the weight of steel)

NO RUST (long life span)

28 MM ALUMINIUM TUBING\*  
(the corner angles are made from steel)

ULTRA LIGHT



The ultra light aluminium EASYGRIP QUICK SYSTEM frame consists of only three major sections and three roof support poles. Each section contains a number of poles which are telescopic or are connected together with a spring system.

SAFE LOCK

Optional Safe Lock System Kit



DISCOUNT PRICE

19.-

The very latest in advanced frame technology is now a standard feature on most new 2018 Dorema awnings that are supplied with steel or aluminium frames. With the new Dorema EasyGrip frame system erecting your awning is a simple and effortless process. Simply adjust the poles, press the clamp and hey presto your frame is tensioned with childlike simplicity, no effort or stress just a perfectly erected frame.


## EASYGRIP FRAMES

### EASYGRIP SPEED LOCK CLAMPS

EasyGrip speed lock clamps are now fitted as a standard on steel and aluminium frames for the following awnings:\*

- |                      |                        |                     |                     |                      |
|----------------------|------------------------|---------------------|---------------------|----------------------|
| • Quattro - range    | • Daytona XL270        | • Garda 240         | • President XL280   | • Mondial Sun Canopy |
| • Safari XL          | • Daytona XL300        | • Garda 240 De Luxe | • President 250     | • Challenger         |
| • Omega De Luxe      | • Multi Nova           | • Garda XL270       | • President XL300   |                      |
| • Mistral All Season | • Multi Nova Excellent | • Grande Octavia    | • Royal 350         |                      |
| • Daytona 240        | • Madison Acrylic      | • Octavia           | • Royal 350 De Luxe |                      |

\* Not standard on: Sun Canopies, Davos/Oslo Winter Porch Awnings and all Annexes



EASY GRIP

Standard with EasyGrip



QUICK LOCK

Standard with Quick Lock pads



## QUICKLOCK PADS

By using the Quick Lock Pads it is no longer necessary to screw eyelets onto the caravan. Now standard with all Dorema Awnings (Unless stated): Quick Lock Pads, Wheel Arch Cover, Awning Skirt, Frame Bag, Curtains, Ladder straps and Pegs.

# Traveller

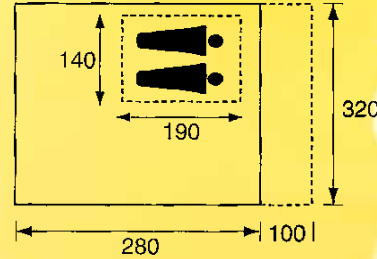
Lightweight Motorhome annex



**DISCOUNT PRICE**

**429.-**

Ideal for the smaller Motorhome, the Traveller is quick and easy to erect. Now produced from high quality extra strong polyester PU coated Weathertex 4000, to ensure that you have purchased a quality product.



**FEATURES TRAVELLER**

- Height:** Designed to fit motorhomes to 240 cm in height
- Size:** 320 x 280 cm base measurement
- Depth:** 280 cm
- Depth of tunnel:** 115 cm
- Roof and wall material:** Extra strong quality Weathertex 4000 mm polyester, PU coated
- Front panel:** Zip out 2 position front panel
- Side panels:** Roll up door both on the left and right-hand side
- Ventilation:** Mesh ventilation in both side panels and in the ridge of the front panel
- Frame:** Fibre reinforced and steel roof supports
- Available colour:** Blue/grey
- Weight:** Approx. 18 kg
- Special features:**
  - Tunnel to attach to motor caravan
  - Groundsheet included
  - Free 2 berth inner tent 140 x 190 cm
  - All seams are taped


The ideal awning for short breaks

**GROUNDSHEET AND 2 BERTH INNER TENT INCLUDED**

		TRAVELLER	
MODEL	SIZE	LIST PRICE	DISCOUNT PRICE
Traveller	320 x 280	<del>613</del>	<b>429</b>

# Challenger

The Challenger is designed to fit most motorhomes. The attachment of the tunnel to the motorhome is by means of an easy fit plastic extrusion that clips onto the gutter or J rail of the motorhome.



**FROM**

**529.-**

**FEATURES CHALLENGER**

- Weight:**
  - Size 1: fits motorhomes to 250 cm in height
  - Size 2: fits motorhomes to 275 cm in height
- Size:**
  - Size 1: 320 x 195 cm
  - Size 2: 360 x 195 cm
- Depth:** 195 cm
- Depth of tunnel:** 90 cm
- Roof material:** Ten Cate All Season coated polyester
- Wall material:** Ten Cate All Season coated polyester
- Front panel:** Can be rolled down or zipped out
- Side panel:** Door and window both on the left and right-hand side
- Rear panel:** Can be rolled up

- Rear tunnel:** Extra large in PVC coated material
- Frame:** 25 mm EasyGrip steel frame
- Available colour:** charcoal/grey
- Weight:**
  - Size 1: approx. 26 kg
  - Size 2: approx. 28 kg
- Optional extras:**
  - Safe Lock system kit
  - Veranda pole
  - Extention kit for coach built motorhomes
  - Adaption kit for Omnistor/Fiamma
- Special features:**
  - The four main legs are fully adjustable to ensure a better fit on uneven ground
  - Fitted with Safe Lock System



**TUNNEL EXTENSION KIT CHALLENGER SIZE 2**

The standard Challenger size 2 will fit motor caravans up to a height of 275 cm. With this simple extension kit fitted, it enables the Challenger size 2 to increase its height to fit motor caravans up to 320 cm in height. This kit is also suitable for customers who do not wish to screw additional gutter rails onto their motor caravan. Please check with your dealer to ensure a correct fitting of this item.

		CHALLENGER	
MODEL	SIZE	LIST PRICE	DISCOUNT PRICE
CHALLENGER 1	320 x 195	<del>756</del>	<b>529</b>
CHALLENGER 2	360 x 195	<del>831</del>	<b>582</b>
CHALLENGER 2 Tunnel Extension kit		<del>54</del>	<b>38</b>
Adaption kit for Omnistor / Fiamma / Thule / Dometic		<del>30</del>	<b>21</b>



# Traveller Air All Season

## The next generation motorhome annex

FROM  
**1199.-**

The Traveller Air All Season is the latest addition to the Dorema Motorhome range for 2018. This new model is now produced with the very latest European Ten Cate fabric as well as the Dorema 'Easy Air Frame' (EAF) system. This luxury Motorhome annex can now be simply erected in 5 minutes and can also be used as a freestanding awning. This new addition is extremely versatile and attaches to the Motorhome with the aid of a zip in tunnel attachment which will fit most Camper vans and Motorhomes from 180 cm – 320 cm high.

### FEATURES TRAVELLER AIR ALL SEASON

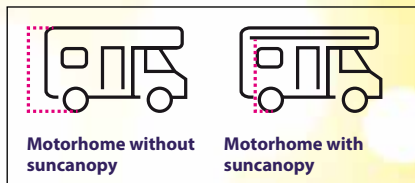
- Height:** Designed to fit motorhomes from 180 to 320 cm in height
- Tunnel 1:** 180 - 240 cm
- Tunnel 2:** 240 - 280 cm
- Tunnel 3:** 280 - 320 cm
- Size:** 320 x 260 cm base measurement
- Depth:** 260 cm
- Depth of tunnel:** 95 cm
- Length of beading:** 215 cm
- Roof and wall material:** Ten Cate All Season coated polyester. Easy to clean
- Front panel:** Zip out 2 position front panel
- Side panels:** Roll up door both on the left and right-hand side
- Rear panel:** fitted with a door
- Ventilation:** Mesh ventilation in both side panels and in the ridge of the front panel
- Frame:** Easy Air Frame tubes
- Available colour:** charcoal/grey
- Weight:** Approx. 25 kg
- Special features:**
  - Tunnel to attach to motorhome



**NEW:**  
Valves on the outside



### How to find out which size you need



MODEL	LIST PRICE	DISCOUNT PRICE
Traveller Air All Season	<del>1713</del>	<b>1199</b>
Tunnel 1: 180 - 240 cm	<del>114</del>	<b>80</b>
Tunnel 2: 240 - 280 cm	<del>129</del>	<b>90</b>
Tunnel 3: 280 - 320 cm	<del>157</del>	<b>110</b>
2 Berth inner tent	<del>106</del>	<b>74</b>



# Traveller Air Weathertex & XL StarCamp

## Inflatable lightweight motorhome annex

FROM  
**599.-**

This inflatable Motorhome annex is the latest addition to the StarCamp range. The Traveller Air Weathertex is produced with the latest lightweight 10.000mm polyester fabric and is perfect for short breaks and holidays. The latest Easy Air Frame (EAF) system has now been added to this model and can be easily erected in 5 minutes. The zip in tunnel attachment allows this highly durable model to fit Motorhomes from 180cm – 330 cm high. This detachable tunnel allows you to drive away from the annex in minutes.

Traveller Air Weathertex charcoal/grey



### FEATURES TRAVELLER AIR WEATHERTEX & TRAVELLER AIR XL WT

- Height:** designed to fit motorhomes from 180 to 320 cm in height
- Traveller Air Weathertex:**
  - Tunnel 1: 180 - 210 cm
  - Tunnel 2: 210 - 240 cm
  - Tunnel 3: 240 - 270 cm
- Size:** 320 x 260 cm base measurement
- Depth:** 260 cm
- Traveller Air XL Weathertex:**
  - Tunnel 1: 270 - 300 cm
  - Tunnel 2: 300 - 330 cm
- Size:** 380 x 280 cm base measurement
- Depth:** 280 cm

- Depth of tunnel:** 95 cm
- Length of beading:** 215 cm
- Roof and wall material:** Extra strong quality Weathertex 10.000 mm polyester, PU coated
- Front panel:** Zip out panel
- Side panels:** Roll up door both on the left and right-hand side
- Rear panel:** fitted with a door
- Ventilation:** Mesh ventilation in both side panels and in the ridge of the front panel
- Frame:** Easy Air Frame tubes
- Available colours:** blue/grey and charcoal/grey
- Weight:** Approx. 22 kg
- Special features:**
  - Tunnel to attach to motorhome
  - All seams are taped



MODEL	LIST PRICE	DISCOUNT PRICE
Traveller Air Weathertex	<del>856</del>	<b>599</b>
Tunnel 1: 180 - 210 cm	<del>86</del>	<b>60</b>
Tunnel 2: 210 - 240 cm	<del>100</del>	<b>70</b>
Tunnel 3: 240 - 270 cm	<del>114</del>	<b>80</b>
2 Berth inner tent Traveller Air Weathertex	<del>106</del>	<b>74</b>
Traveller Air XL Weathertex	<del>1070</del>	<b>749</b>
Tunnel 1: 270 - 300 cm	<del>100</del>	<b>70</b>
Tunnel 2: 300 - 330 cm	<del>114</del>	<b>80</b>
2 Berth inner tent Traveller Air XL Weathertex	<del>117</del>	<b>82</b>

# Panorama

**Five colours, the choice is yours**

A luxury sun canopy that comes with detachable side panels. This lightweight canopy is ideal for touring caravanners who will appreciate the ease of erection and large amount of protection from the sun.



Both side panels can be zipped out



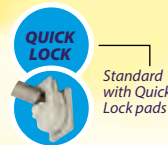
**FROM**  
**466.-**



Panorama red/grey



Optional Safe Lock System Kit



Standard with Quick Lock pads

**DEPTH**  
**240 CM**



Panorama charcoal/grey



Panorama yellow/grey



Panorama blue/grey



Panorama green/grey

## FEATURES PANORAMA

- Depth:** 240 cm
- Roof material:** Ten Cate lightweight coated polyester
- Wall material:** Ten Cate lightweight coated polyester
- Side panels:** Both panels can be zipped out
- Frame:** A choice from:
  - Canopy frame steel
  - Canopy frame aluminium
- Available sizes:** 725-1025 cm
- Available colours:** blue/grey, red/grey, green/grey, yellow/grey, and light grey/grey
- Weight:**
  - Size 7 with steel frame approx. 18 kg
  - Size 7 with aluminium frame approx. 14 kg
- Optional extras:**
  - Safe Lock System kit
- Special features:**
  - Covered zips in matching material for extra protection
  - Fitted with Quick Lock profile
  - Fitted with Safe Lock System

## MULTIFUNCTIONAL DRAUGHT SKIRT AND WHEEL ARCH COVER INCLUDED

SIZE	A-MEASUREMENT	INCLUDING STEEL FRAME	INCLUDING ALU FRAME
4	725 - 750	466	498
5	750 - 775	473	505
6	775 - 800	481	513
7	800 - 825	489	521
8	825 - 850	495	527
9	850 - 875	504	536
10	875 - 900	516	548
11	900 - 925	524	556
12	925 - 950	530	562
13	950 - 975	538	570
14	975 - 1000	545	577
15	1000 - 1025	551	583
Easy Grip Option		25	25

# Mondial Sun Canopy

**New**

**DEPTH  
240 CM**



Mondial Sun Canopy with optional 2 Sun Wings

## Curved and shaped in all the right places

This unique modern design of sun canopy is the latest addition to the Dorema collection and is manufactured using the very latest Ten Cate materials. Protection from the elements is now further enhanced by the optional zip in side shades, which adds to the futuristic style and design of this new Sun Canopy.

**FROM**

**595.-**



**MULTIFUNCTIONAL DRAUGHT  
SKIRT AND WHEEL ARCH  
COVER INCLUDED**

## FEATURES MONDIAL

**Depth:** 240 cm  
**Roof material:** Ten Cate All Season coated polyester  
**Wall material:** Ten Cate All Season coated polyester  
**Sun Wings:** 2 Optional Sun Wings can be zipped in  
**Frame:** 25 mm EasyGrip steel frame with 5 roof support poles  
**Available sizes:** 850-1050 cm  
**Available colours:** charcoal/grey

**Weight:**  
 Size 9 with steel frame approx. 17 kg  
**Optional extras:**  
 • Set with 2 Sun Wings  
 • Lightweight aluminium EasyGrip Quick System frame  
 • Safe Lock System kit  
**Special features:**  
 • Covered zips in matching material for extra protection  
 • Fitted with Quick Lock profile  
 • Fitted with Safe Lock System

**SAFE  
LOCK**

Optional  
Safe Lock  
System Kit

**QUICK  
LOCK**

Standard  
with Quick  
Lock pads

**EASY  
GRIP**

Standard  
with  
EasyGrip

SIZE	A-MEASUREMENT	LIST PRICE	DISCOUNT PRICE
9	850 - 875	<del>850</del>	<b>595</b>
10	875 - 900	<del>874</del>	<b>612</b>
11	900 - 925	<del>886</del>	<b>620</b>
12	925 - 950	<del>900</del>	<b>630</b>
13	950 - 975	<del>913</del>	<b>639</b>
14	975 - 1000	<del>930</del>	<b>651</b>
15	1000 - 1025	<del>944</del>	<b>661</b>
16	1025 - 1050	<del>961</del>	<b>673</b>
Set Sun Wings (2 pieces)		<del>131</del>	<b>92</b>
<b>EXTRA COST for ALU frame:</b>			
ALU frame 28 mm sizes 9 -16		<del>51</del>	<b>36</b>

# Sun Canopies

Our large collection of sun canopies is ideally suited to caravanners who require a simple easy to erect quality unit. Produced in the highest quality and finished to the same high standards as our full awnings. All sun canopies have a depth of 220 cm.

**30%  
DISCOUNT**



## Canopy Uni

Simple Sun Shade

### FEATURES UNI

**Material:** Ten Cate lightweight coated polyester  
**Width:** 240 cm and 300 cm  
**Depth:** 220 cm  
**Colour:** Grey  
**Weight:** approx. 5 kg  
**Optional Extra:** • Easy Grip Upgrade  
 • Easy Grip Alloy Upgrade

**FROM**  
**90.-**

SIZE	SIZE	LIST PRICE	DISCOUNT PRICE
1	240 x 220 cm	<del>129</del>	<b>90</b>
2	300 x 220 cm	<del>149</del>	<b>104</b>
Easy Grip Upgrade		<del>13</del>	<b>9</b>
Easy Grip Alloy Upgrade		<del>53</del>	<b>37</b>
<b>3 STEEL UPRIGHT POLES INCLUDED</b>			



## Canopy Monaco

Lightweight and fast to erect

### FEATURES MONACO

**Material:** coated polyester  
**Sizes:** 660 - 1020 cm split over 9 sizes (see price list)  
**Depth:** 220 cm  
**Colour:** Grey  
**Weight:** Size 5 approx. 5,9 kg  
**Optional Extra:** • Easy Grip Upgrade  
 • Easy Grip Alloy Upgrade

**FROM**  
**119.-**

SIZE	A-MEASUREMENT	LIST PRICE	DISCOUNT PRICE
2	660 - 700	<del>170</del>	<b>119</b>
3	700 - 740	<del>181</del>	<b>127</b>
4	740 - 780	<del>196</del>	<b>137</b>
5	780 - 820	<del>210</del>	<b>147</b>
6	820 - 860	<del>223</del>	<b>156</b>
7	860 - 900	<del>236</del>	<b>165</b>
8	900 - 940	<del>250</del>	<b>175</b>
9	940 - 980	<del>263</del>	<b>184</b>
10	980 - 1020	<del>276</del>	<b>193</b>
Easy Grip Upgrade		<del>13</del>	<b>9</b>
Easy Grip Alloy Upgrade		<del>53</del>	<b>37</b>
<b>3 STEEL UPRIGHT POLES INCLUDED</b>			



## Canopy Nice

Three quarter sun canopy can be moved from left to right

### FEATURES NICE

**Material:** coated polyester  
**Available sizes:** 660 - 1020 cm split over 9 sizes (see price list)  
**Depth:** 220 cm  
**Colour:** Grey  
**Weight:** Size 5 approx. 6,7 kg  
**Optional Extra:** • Easy Grip Upgrade  
 • Easy Grip Alloy Upgrade

**FROM**  
**149.-**

SIZE	A-MEASUREMENT	LIST PRICE	DISCOUNT PRICE
2	660 - 700	<del>213</del>	<b>149</b>
3	700 - 740	<del>224</del>	<b>157</b>
4	740 - 780	<del>236</del>	<b>165</b>
5	780 - 820	<del>247</del>	<b>173</b>
6	820 - 860	<del>260</del>	<b>182</b>
7	860 - 900	<del>273</del>	<b>191</b>
8	900 - 940	<del>286</del>	<b>200</b>
9	940 - 980	<del>300</del>	<b>210</b>
10	980 - 1020	<del>314</del>	<b>220</b>
Easy Grip Upgrade		<del>13</del>	<b>9</b>
Easy Grip Alloy Upgrade		<del>53</del>	<b>37</b>
<b>3 STEEL UPRIGHT POLES INCLUDED</b>			



# Canopy Vario

## Time to enjoy

This versatile sun canopy which is made entirely of Ten Cate All Season material, has sides which are fitted with zippers to enable you to fit side panels should you require that little something extra from your sun canopy. This Vario also provides you the added option to choose side panels with or without windows for both sides.



**FROM**  
**152.-**



### FEATURES VARIO

**Depth:** 220 cm  
**Roof material:** Ten Cate lightweight coated polyester  
**Wall material:** Ten Cate lightweight coated polyester  
**Frames:** A choice from:  
 • 3 steel or ALU upright poles  
 • Canopy frame steel  
 • Canopy frame aluminium  
**Available sizes:** 775-1000 cm  
**Colour:** blue/grey  
**Weight:** Size 7:  
 • 3 upright steel poles approx. 11,8 kg  
 • Steel frame approx. 17,6 kg  
 • Aluminium frame approx. 13,2 kg  
**Optional extras:**  
 • Quick Lock pads  
**Special Features:**  
 • The sun canopy is completely your own selection, you can choose with or without sides and with or without a window in the side panel. Side panels are NOT interchangeable.  
 • Covered zips for optimal protection  
 • Equipped with Quick Lock Profile



**QUICK LOCK**  
 (Optional extra when ordering full frame 3 required)

SIZE	A-MEASUREMENT	LIST PRICE	DISCOUNT PRICE
6	775 - 800	<del>217</del>	<b>152</b>
7	800 - 825	<del>224</del>	<b>157</b>
8	825 - 850	<del>234</del>	<b>164</b>
9	850 - 875	<del>244</del>	<b>171</b>
10	875 - 900	<del>257</del>	<b>180</b>
11	900 - 925	<del>267</del>	<b>187</b>
12	925 - 950	<del>276</del>	<b>193</b>
13	950 - 975	<del>286</del>	<b>200</b>
14	975 - 1000	<del>296</del>	<b>207</b>
Side panel with window		<del>116</del>	<b>81</b>
Side panel without window		<del>116</del>	<b>81</b>
<b>FRAMES: a choice from:</b>			
3 steel upright poles		<del>39</del>	<b>27</b>
Steel frame size 6 - 9		<del>114</del>	<b>80</b>
Steel frame size 10 - 14		<del>121</del>	<b>85</b>
3 ALU upright poles		<del>53</del>	<b>37</b>
ALU frame size 6 - 9		<del>159</del>	<b>111</b>
ALU frame size 10 - 14		<del>169</del>	<b>118</b>



Side panels can be zipped out.



Side panels with windows.

# Palma Awning Canopy

## Generous extension of your awning

This awning canopy is the latest introduction to the Dorema collection and is designed for the camper who wishes to create an additional extension to their awning. The Palma awning canopy will fit all new Dorema full awnings. The canopy is secured to the awning by a plastic figure of 8 profile on the awning canopy. A separate side wall is available for both left and right as an additional cost option. This canopy is made entirely of European Ten Cate material.

### FEATURES PALMA

- Depth:** 240 cm on floor
- Roof material:** Ten Cate lightweight coated polyester
- Wall material:** Ten Cate lightweight coated polyester
- Frames:** A choice from:
  - Canopy frame steel
  - Canopy frame aluminium
- Available sizes:** 5-22
- Colour:** blue/grey and charcoal/grey
- Weight:** Size 7:
  - Steel frame approx. 11.9 kg
  - Aluminium frame approx. 8.6 kg

SIZE	LIST PRICE	DISCOUNT PRICE
5	<del>207</del>	<b>145</b>
6	<del>217</del>	<b>152</b>
7	<del>224</del>	<b>157</b>
8	<del>234</del>	<b>164</b>
9	<del>244</del>	<b>171</b>
10	<del>257</del>	<b>180</b>
11	<del>267</del>	<b>187</b>
12	<del>276</del>	<b>193</b>
13	<del>286</del>	<b>200</b>
14	<del>296</del>	<b>207</b>
15	<del>304</del>	<b>213</b>
16	<del>314</del>	<b>220</b>
17	<del>327</del>	<b>229</b>
18	<del>337</del>	<b>236</b>
19	<del>350</del>	<b>245</b>
20	<del>361</del>	<b>253</b>
21	<del>374</del>	<b>262</b>
22	<del>386</del>	<b>270</b>
Side panel per one (Full frame only)	<del>90</del>	<b>63</b>
<b>FRAMES: a choice from</b>		
Steel frame size 5 - 9	<del>114</del>	<b>80</b>
Steel frame size 10 - 22	<del>121</del>	<b>85</b>
ALU frame size 5 - 9	<del>159</del>	<b>111</b>
ALU frame size 10 - 22	<del>169</del>	<b>118</b>
Easy Grip Option	<del>26</del>	<b>18</b>

**FROM**  
**145.-**

**30%**  
**DISCOUNT**



Side panel is optional for use on left and right-hand side



Palma charcoal/grey



Palma blue/grey



# Accessories

## Inner tent

A 2 person inner tent is available for all Dorema annexes. When ordering the annex inner tent please state which annex you have.

List price ~~106.-~~




FROM  
**74.-**

## Safe Lock System kit

Almost Dorema awnings and porches are equipped with Safe Lock System clips for fitting a storm strap. A set of two storm straps is available as an optional extra. Not available on Davos Porch Awnings



ONLY  
**19.-**  
set of 2



**Stormpole**  
FOR EXTRA  
STABILITY

ONLY  
**18.-**  
Per one



ONLY  
**7.-**  
set of 2

## ATTENTION!

**SafeLock Universal kit**  
Now available for previous models for universal use. Set of 2 pieces. Safe Lock System kit not included.

## Annex De Luxe for Garda, President & Royal 350 ranges

Our latest luxury Annex is now available with a fitted rear door.



FROM  
**359.-**

## ACCESSORIES

## DISCOUNT PRICE

Quick Lock pad, set of 3	14.-
Safe Lock System kit	19.-
Safe Lock Universal kit set of 2	7.-
Inner tent annex Standard	74.-
Inner tent annex Universal	84.-
Ladder straps, per set of ten	3.75
Adjusting clamp for aluminium frame, 25 or 28 mm	3.25
Adjusting clamp for Fibre Tech frame, 25.5 or 30 mm	3.25
EasyGrip clamp: 22, 25 or 28 mm, per 4 inc. hex key	13.-
Rail stopper to secure porch awnings and canopies in the rail	5.75
Tear-Aid A Repair set for Ten Cate coated polyester	11.-
Tear-Aid B Repair set for PVC coated polyester	11.-
Adaption kit for Thule / Omnistor / Fiamma / Dometic 300 cm	22.-
Winter package Quattro 380 and 430 - 25 mm	88.-
Winter package Quattro 380 and 430 - 28 mm	102.-
Frame Mate	20.-

\* Accessory prices may incur additional carriage costs.

## Steel-, Aluminium- and Fibre Tech Plus Frames


These prices apply when a frame is bought without canvas

FOR MODELS	SIZE	STEEL 25 MM	STEEL 28 MM	EASYGRIP ALU	FIBRE-TECH PLUS
Multi Nova, Daytona 240, Garda 240	4 - 9	126	175	180	252
Multi Nova, Daytona 240, Garda 240	10 - 14	152	200	206	342
Multi Nova, Daytona 240, Garda 240	15 - 19	189	237	248	412
Garda XL270, Daytona XL270, Daytona XL300	5 - 9	155	219	232	256
Garda XL270, Daytona XL270, Daytona XL300	10 - 14	165	228	243	362
Garda XL270, Daytona XL270, Daytona XL300	15 - 19	198	257	276	432
Octavia	8 - 12	218	N/A	264	N/A
Octavia	13 - 19	276	N/A	321	N/A
President 250, XL280, XL300	8 - 9	178	252	267	294
President 250, XL280, XL300	10 - 14	190	262	279	416
President 250, XL280, XL300	15 - 22	228	295	317	494
Grande Octavia	9 - 12	N/A	300	331	N/A
Grande Octavia	13 - 16	N/A	325	355	N/A
Royal 350, Royal 350 De Luxe	8 - 9	294	303	N/A	N/A
Royal 350, Royal 350 De Luxe	10 - 12	352	366	N/A	N/A
Royal 350, Royal 350 De Luxe	13 - 17	392	447	N/A	N/A
Royal 350, Royal 350 De Luxe	18 - 22	412	467	N/A	N/A



## Curtain designs

The awnings can only be delivered with the curtains as illustrated in the brochure.



3615



7009



3623



7020




3236



3237



3225



3241

# QUALITY IS IN THE DETAILS



## VENTILATION

On most Dorema awnings there is a central net ventilation panel that can be closed with a zipped panel.

## AWNING CANOPY

All new Dorema full awnings will be equipped with piping as standard to allow a Palma awning canopy to be fitted.



## DOUBLE ZIP SYSTEM

Create extra space with this smart new idea from Dorema. Our unique annex double zip system enables you to replace the side panel once the annex is fitted, this then enables you to create a handy extra storage area. This feature is only available on the new President XL280, Garda 240, Garda 240 De Luxe, Garda XL270, Octavia, President 250/XL300, Grande Octavia and Omega De Luxe.



## COVERED ZIPS

Most Dorema awnings have covered zips in matching material for extra protection.

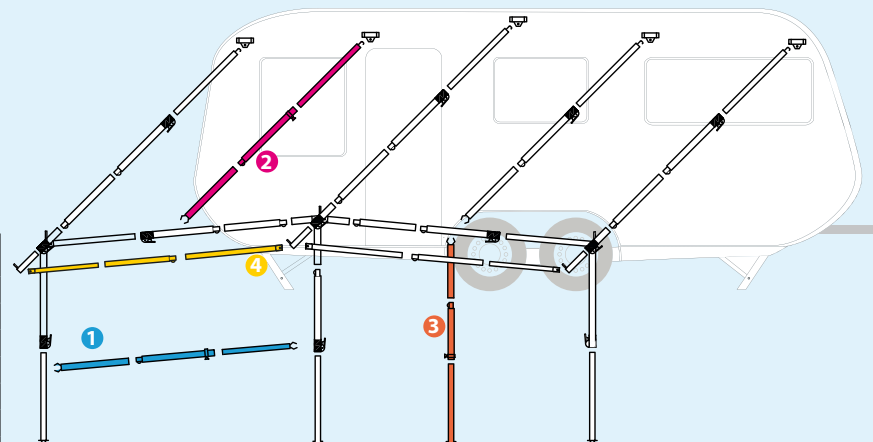


## CURTAIN FIXINGS

The high quality curtains slide on a sewn in plastic track.

## MULTIFUNCTIONAL DRAUGHT SKIRT

All Dorema awnings and sun canopies are equipped with our multifunctional draught skirt. Our special solution is also suitable for all aerodynamic caravan shapes.



1 Veranda pole 2 Roof support pole 3 Stormpole 4 Canopy pole

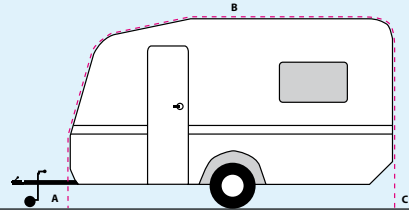
ACCESSORIES POLES	DISCOUNT PRICE
1 Veranda pole steel, adjustable (120 - 215 cm)	15.-
1 Veranda pole steel, adjustable (195 - 280 cm)	18.-
1 Veranda pole steel, adjustable (270 - 355 cm)	21.50
1 Veranda pole aluminium, adjustable (120 - 215 cm)	19.-
1 Veranda pole aluminium, adjustable (195 - 280 cm)	22.50
1 Veranda pole aluminium, adjustable (270 - 355 cm)	26.50
1 Veranda pole Fibre Tech Plus, adjustable (115 - 210 cm)	25.-
1 Veranda pole Fibre Tech Plus, adjustable (210 - 285 cm)	35.-
1 Veranda pole Fibre Tech Plus, adjustable (270 - 340 cm)	43.-
2 Roof support pole steel 25 mm, adjustable up to 250 cm	18.-
2 Roof support pole steel 28 mm, adjustable up to 250 cm	19.50
2 Roof support pole steel 25 mm, adjustable 250 - 300 cm	21.-
2 Roof support pole steel 28 mm, adjustable 250 - 300 cm	23.50
2 Roof support pole aluminium 25 mm, adjustable up to 250 cm	19.50
2 Roof support pole aluminium 28 mm, adjustable up to 250 cm	23.-
2 Roof support pole aluminium 28 mm, adjustable 250 - 300 cm	25.50
2 Roof support pole Fibre Tech Plus, adjustable up to 250 cm	36.-
2 Roof support pole Fibre Tech Plus, adjustable (250 - 275 cm)	42.-
3 Stormpole steel 25 mm, adjustable	18.-
3 Stormpole steel 28 mm, adjustable	21.-
3 Stormpole aluminium, adjustable	22.50
3 Stormpole Fibre Tech Plus, adjustable	29.-

ACCESSORIES POLES	DISCOUNT PRICE
4 Canopy pole steel, size 5 - 9 (115 - 210 cm) *(Complete Set)*	19.-
4 Canopy pole steel, size 10 - 16 (210 - 295 cm) *(Complete Set)*	28.-
4 Canopy pole steel, size 17 - 19 (290 - 360 cm) *(Complete Set)*	34.-
4 Canopy pole aluminium, size 5 - 9 (115 - 210 cm) *(Complete Set)*	27.-
4 Canopy pole aluminium, size 10 - 16 (210 - 295 cm) *(Complete Set)*	36.-
4 Canopy pole aluminium, size 17 - 19 (290 - 360 cm) *(Complete Set)*	44.-
4 Canopy pole Fibre Tech Plus, size 5 - 9 (115 - 205 cm) *(Complete Set)*	42.-
4 Canopy pole Fibre Tech Plus, size 10 - 16 (210 - 290 cm) *(Complete Set)*	64.-
4 Canopy pole Fibre Tech Plus, size 17 - 19 (270 - 340 cm) *(Complete Set)*	77.-

SIZE	A-MEASUREMENT A-B-C
4	725 - 750
5	750 - 775
6	775 - 800
7	800 - 825
8	825 - 850
9	850 - 875
10	875 - 900
11	900 - 925
12	925 - 950
13	950 - 975
14	975 - 1000
15	1000 - 1025
16	1025 - 1050
17	1050 - 1075
18	1075 - 1100
19	1100 - 1125
20	1125 - 1150
21	1150 - 1175
22	1175 - 1200

### HOW TO FIND OUT WHICH SIZE YOU NEED

Measure your caravan as shown in the picture. The measurement from ground to ground A-B-C can then be checked with the chart to give you your awning size. If you are not sure please contact your Dorema dealer for further advice.



**Seasonal Caravanners please note:**  
Dorema strongly recommend that anyone seasonally siting their awnings should measure the caravan on the seasonal pitch prior to ordering their awning, as this can change the size required.

All measurements are in cm.



### DOREMA QUALITY-CERTIFICATE

*Dorema stands for quality and service. Dorema uses the very latest technologies to ensure that our products are trouble free and that you, the customer, are able to have many happy holidays. Dorema guarantees you a full back up service from our UK distribution office.*

*All Dorema 2018 awnings are guaranteed for two years.*



*All StarCamp 2018 awnings are guaranteed for 1 year.*

**Stay informed at [www.dorema.co.uk](http://www.dorema.co.uk)**

Dealer

2018 - Dorema awnings have a policy of continuous improvement and we reserve the right to alter specifications without prior notice.

## Dorema UK Ltd.

Pioneer Way, Castleford  
West Yorkshire, WF10 5QU  
UNITED KINGDOM  
Tel. 01977 - 555215  
Fax 01977 - 555217  
info@dorema.co.uk  
www.dorema.co.uk



Dorema UK - Sales office and warehouse



Dorema awning factory Slovenia - Made in Europe



Dorema frame factory Slovenia - Made in Europe



Dorema The Netherlands - Main office and warehouses

### European sales offices:

#### Dorema Rekreatie B.V.

Havenstraat 43 - 45  
7005 AG Doetinchem  
THE NETHERLANDS

#### Dorema Vorzelte GmbH.

Kaiserswerther Strasse 115  
40880 Ratingen - Düsseldorf  
GERMANY

### European agents:

#### Dorema Sweden

For Swedish dealers  
see [www.dorema.com](http://www.dorema.com)

#### Dorema Denmark - Norway

DCT Vejle A/S  
Knud Højgaards Vej 2  
7100 Vejle  
DENMARK

#### Dorema Finland

Helsinki Caravan Oy  
Mestarintie 2  
01730 Vantaa  
FINLAND

#### Dorema France - Italy

Narbonne Accessoires  
ZI Plaisance Rue Plaisance  
11100 Narbonne  
FRANCE